



AGENDA

Greater Asheville Regional Airport Authority Regular Meeting
Friday, March 7, 2014, 8:30 a.m.
Conference Room at Administrative Offices

NOTICE TO THE PUBLIC: The Airport Authority welcomes comments from the public on any agenda item. Comments are received prior to the Board's discussion of the agenda item. Comments are limited to five minutes. If you wish to comment on an agenda item, please deliver a request card (available in the meeting room) to the Clerk to the Board prior to the agenda item being called by the Chair.

- I. CALL TO ORDER
- II. PRESENTATIONS:
 - A. Airfield Redevelopment Project Public Relations Plan – Tina Kinsey ([document](#))
- III. FINANCIAL REPORT ([document](#))
- IV. CONSENT ITEMS:
 - A. Approval of the Greater Asheville Regional Airport Authority February 14, 2014 Regular Meeting Minutes ([document](#))
 - B. Approval of the Greater Asheville Regional Airport Authority February 14, 2014 Closed Session Minutes
- V. OLD BUSINESS: None
- VI. NEW BUSINESS:
 - A. Approval of Preliminary Fiscal Year 2014/2015 Budget ([document](#))



VII. DIRECTOR'S REPORT:

- A. Strategic Plan Update
- B. Wings for Autism Update
- C. FAA MOS Update

VIII. INFORMATION SECTION:

(Staff presentations will not be made on these items. Staff will be available to address questions from the Board.)

- A. January 2014 Traffic Report ([document](#))
- B. January 2014 Monthly Financial Report ([document](#))
- C. March 2014 Development/Project Status Report ([document](#))
- D. Potential Board Items for the Next Regular Meeting:
 - Strategic Plan Presentation

IX. AUTHORITY MEMBER REPORTS

X. PUBLIC AND TENANTS' COMMENTS

XI. CALL FOR NEXT MEETING

XII. CLOSED SESSION:

Pursuant to Subsection 143-318.11 (a)(3) of the General Statutes of North Carolina to Consult with Legal Counsel in Order to Preserve the Attorney-Client Privilege.

XIII. ADJOURNMENT

This agenda of the Greater Asheville Regional Airport Authority is provided as a matter of convenience to the public. It is not the official agenda. Although every effort is made to provide complete and accurate information in this agenda, the Greater Asheville Regional Airport Authority does not warrant or guarantee its accuracy or completeness for any purpose. The agenda is subject to change before and/or during the Board meeting.



The Public Relations / Branding of the upcoming Airfield Redevelopment Project

The goals

**Brand the four+
year project**

**Build a PR/Communication
Plan using the brand**

Develop collateral/materials

Implement Plan

The goals

Brand the four+ year project

- Engaged key staff
- Brainstormed important messaging
 - Milestone project for the airport
 - Also important to our region



project **SOAR**
Significant Opportunity for Aviation & the Region

The goals

Build a PR/Communication Plan using the brand

- Four-year plan & timeline has been developed
- Key audiences
 - Travelers
 - Business Community & Public
 - Pilots
 - Tenants, employees
 - Aviation Industry

The goals

- Currently developing materials needed for PR launch
 - Key messaging / text
 - Website
 - Posters, displays, brochures
 - Internal communication tools
 - Video or slide presentation

Develop collateral/materials

Examples / mock-ups



project **SOAR**

Significant Opportunity for Aviation & the Region

More than fifty years ago, local visionaries put the wheels in motion to create a commercial service airport in our region. Asheville Regional Airport opened in 1961, and has been growing ever since.

Many improvements have taken place throughout the past five decades - projects that have helped the airport keep pace with the growth and travel needs of western North Carolinians.

And now it's time to embark upon the biggest improvement project since the airport's inception. It's called Project SOAR: Significant Opportunity for Aviation & the Region. This construction project, slated for completion in 2017, will position AVL for another 50+ years of superior service and significant economic contribution to the region.

The end result of this four-year project will be:

- ✈ A **new runway**, built to replace the existing (and aging) runway
- ✈ Addition of a **west taxiway**
- ✈ **West-side land suitable for aeronautical development**, with access to the airfield via the new west taxiway

Want to learn more about the importance of this project? Visit our website at flyavl.com where up-to-date information is available.



Asheville
REGIONAL AIRPORT
Take the easy way out.

Posters, brochures, rack cards
for use in the terminal



Asheville
REGIONAL AIRPORT
Take the easy way out.



PHASE ONE 2014 - 2015
now under construction

New west taxiway site prep

Important land work is underway to prepare for construction of a west taxiway / alternate runway



project **SOAR**
Significant Opportunity for Aviation & the Region

Learn more at flyavl.com

Questions?

**Asheville Regional Airport
Executive Summary
January-14**

AIRPORT ACTIVITY

	Month	Variance to Prior Year	Calendar Year to Date	Variance to Prior Year
Passenger Enplanements	22,191	17.8%	22,191	17.8%
Aircraft Operations				
Commercial	1,022	(8.2%)	1,022	(8.2%)
Scheduled Flights	486	(15.3%)		
Flight Cancellations	19			
Seats	31,809	(1.6%)	31,809	(1.6%)
Load Factor	69.8%	19.8%	69.8%	19.8%
General Aviation	2,944	19.1%	2,944	19.1%
Military	458	94.9%	458	94.9%

FINANCIAL RESULTS

	Month	Variance to Budget	Fiscal Year to Date	Variance to Budget
Operating Revenues	\$ 673,211	8.5%	\$ 5,206,663	8.8%
Operating Expenses	596,626	(6.9%)	3,896,120	(12.9%)
Net Operating Revenues before Depreciation	<u>\$ 76,585</u>	476.8%	<u>\$ 1,310,543</u>	320.3%
Net Non-Operating Revenues	<u>\$ 123,682</u>	13.2%	<u>\$ 1,426,263</u>	26.7%
Grants:				
FAA AIP Grants	\$ 178,499		\$ 1,661,582	
NC Dept of Transportation Grants	-		1,090,302	
Total	<u>\$ 178,499</u>		<u>\$ 2,751,884</u>	

CASH

Restricted	\$ 1,797,568
Designated for O&M Reserve	3,742,872
Designated for Emergency Repair	650,000
Unrestricted, Undesignated	11,093,643
Total	<u>\$ 17,284,083</u>

RECEIVABLES PAST DUE

	Total	1-30 Days	31-60 Days	Over 60 Days
Delta Air Lines	3,276	1,831	1,445	
TSA/FAA	29,780	10,015	9,635	10,130
United Airlines	5,878	5,281	280	317
US Airways	361	113	113	135
Miscellaneous	15,912	14,787		1,125
Total	<u>\$ 55,207</u>	<u>\$ 32,027</u>	<u>\$ 11,473</u>	<u>\$ 11,707</u>
% of Total Receivables	17.00%			

Note: Excludes balances paid subsequent to month-end.

REVENUE BONDS PAYABLE

Rental Car Facilities Taxable Revenue Bond, Series 2007	
Original Amount	\$ 4,750,000
Current Balance	\$ 2,315,659

CAPITAL EXPENDITURES

Annual Budget	\$ 18,489,042
Year-to-Date Spending	\$ 3,104,114

**REGULAR MEETING
GREATER ASHEVILLE REGIONAL AIRPORT AUTHORITY
February 14, 2014**

The Greater Asheville Regional Airport Authority ("Authority") met on Friday, February 14, 2014 at 9:30 a.m. in the Conference Room at the Authority's Administrative Offices, Asheville Regional Airport ("Airport"), 61 Terminal Drive, Suite 1, Asheville, NC 28732.

MEMBERS PRESENT: David R. Hillier, Chair; Robert C. Roberts, Vice-Chair; Jeffrey A. Piccirillo; Andrew T. Tate; K. Ray Bailey; Douglas J. Tate; and Carol W. Peterson

MEMBERS ABSENT: None

STAFF AND LEGAL COUNSEL PRESENT: Victor Buchanan, Authority Legal Counsel; Lew Bleiweis, Executive Director; Michael Reisman, Deputy Executive Director of Development and Operations; Kevan Smith, Interim Chief of Public Safety; David Nantz, Director of Operations and Maintenance; Royce Holden, IT Director; Suzie Baker, Director of Administration; Tina Kinsey, Director of Marketing and Public Relations; and Ellen Heywood, Clerk to the Board

ALSO PRESENT: Amy Thomas, WNC Aviation; Cindy Rice, Patla, Straus, Robinson & Moore, PA; Henry Johnson, WNC Pilots Association

CALL TO ORDER: The Chair welcomed everyone in attendance and called the meeting to order at 9:30 a.m.

The Chair asked the Director to express the Board's appreciation to all Authority employees who worked during the snow storm to ensure the airport's continued operation.

The Chair advised the Board that Vic Buchanan has announced his retirement effective March 31, 2014.

PRESENTATIONS:

A. WNC Aviation: Amy Thomas, owner of WNC Aviation and Belle Aircraft Maintenance, presented an overview of both companies which included the services, challenges, and opportunities for the two companies. Mrs. Thomas also informed the Board that WNC Aviation is pursuing a partnership with AB Tech to provide an associate

degree program and hopes to have the program up and running by the fall. Mrs. Thomas concluded her presentation with a request for the Board's support of the aviation degree program WNC Aviation is aiming to provide in conjunction with AB Tech.

Mr. Roberts asked what the aviation degree program would entail. Mrs. Thomas responded that thirty hours of aviation related classes would be taught most likely at the AB Tech campus. The remaining portion of the program is comprised of private pilot course, the instrument course, and the commercial pilot instruction which would be taught at the airport. Mrs. Thomas further stated that there are very few community colleges in North Carolina with this two-year degree program.

The Chair asked how many students typically learn to fly each year from WNC Aviation. Mrs. Thomas stated that at any given time there are 60 to 70 full-time students enrolled. Of those students, 5 to 10% end up buying an aircraft which is kept at the airport. The cost for private pilot instruction is between \$6,500 and \$7,000 and takes three months. The cost for the full instruction from private through airline transport pilot including all the instructor certificates is between \$45,000 and \$50,000 and takes a full year.

Mr. Bailey moved to support the concept of an Aviation Degree Program at AB Tech in conjunction with WNC Aviation. Mrs. Peterson seconded the motion and it carried unanimously.

The Chair thanked Mrs. Thomas for her very informative presentation and for her association with the airport all these years.

FINANCIAL REPORT: The Director reviewed the airport activity section of the Financial Report for December which included enplanements, aircraft operations and general aviation activity. The Director noted that enplanements for the calendar year were up 6.7% over last year. The Director also reported on the Financial Results for the month of December.

CONSENT ITEMS: The Chair suggested that Consent Item B, Approval of the Greater Asheville Regional Airport Authority December 13, 2013 Closed Session Minutes, be pulled for review in Closed Session.

A. Approval of the Greater Asheville Regional Airport Authority December 13, 2013 Regular Meeting Minutes: Mr. Douglas Tate moved to approve Consent Item A, Approval of the Greater Asheville Regional Airport Authority December 13, 2013 Regular Meeting Minutes. Mr. Bailey seconded the motion and it carried unanimously.

OLD BUSINESS: None

NEW BUSINESS:

A. Approval to Unseal Closed Session Minutes: The Director reminded the Board that a policy was approved by the Board three years ago to review closed session minutes each year for possible unsealing. The Director advised the Board that there were two sets of minutes that dealt with economic incentives for Allegiant Airlines that have come to fruition and could be unsealed.

Mrs. Peterson moved to unseal those portions of Closed Session minutes as designated and recommended by the Executive Director. Mr. Piccirillo seconded the motion and it carried unanimously.

CONSENT ITEMS: The Chair stated that Consent Item C was excluded from the motion earlier.

C. Approval of Grant Agreement with the North Carolina Department of Transportation:

"Whereas, a Grant in the amount of \$1,200,000.00 has been approved by the Department based on total estimated cost of \$1,333,333.00; and

Whereas, an amount equal to or greater than 10 percent of the total estimated project cost has been appropriated by the Sponsor for this project.

NOW, THEREFORE, BE AND IT IS RESOLVED THAT THE Executive Director of the Sponsor be and he hereby is authorized and empowered to enter into a Grant Agreement with the Department, thereby binding the Sponsor to the fulfillment of its obligation incurred under this Grant Agreement or any mutually agreed upon modification thereof."

Adopted this 14th day of February, 2014

David R. Hillier, Chair

Attest:

Ellen M. Heywood, Clerk to the Board

Mr. Bailey moved to approve Consent Item C, Approval of Grant Agreement with the North Carolina Department of Transportation. Mr. Roberts seconded the motion and it carried unanimously.

DIRECTOR'S REPORT: The Director advised the Board that he had a few items to report that were not on the agenda.

A. Strategic Plan Update: The Director reported that several months ago the Board was informed that a consultant had been hired to assist staff with a strategic plan. Staff has met with the consultant three times and has come up with core values, as well as draft vision and mission statements. The Board's input is the next step so the intent is to have the consultant work with the Board after the Board meeting on March 21st. Later that afternoon, half of the Authority staff will work on the goals and action items. The remaining staff will be involved at a later point for the goals and action items and to help move them forward. The core values, vision and mission statements will be provided to the Board at the March 7th Board meeting.

B. Wings for Autism: ARC of Buncombe County is a non-profit organization that provides education services for developmentally delayed individuals. They have proposed collaborating on a program called Wings for Autism where families with autistic children can visit the airport to experience what air travel would be like. The visit helps to acclimate the children to the whole process from checking in, to going through security, as well as boarding an airplane. Staff is very excited about the program and anticipates a June event.

C. Allegiant Airlines Update: The Director informed the Board that Allegiant is performing well in Asheville and now commands up to 21% of the market share. Unfortunately there have been quite a lot of delays and cancellations recently which began when Allegiant was not able to accept shipment of new aircraft due to the federal government shut down last fall. Their pilots were in the process of being trained on the new aircraft and had to stop their training. Regulations also prohibited the pilots from going back to flying the older aircraft. Another setback was that Allegiant's new FAA training inspector required some changes to their training which took time to implement and added to the delays. Allegiant did contract with other

airlines to service some of the routes but was not successful in covering all of them. They have contracted with specific charter companies to handle any future routes when needed and not on an as call basis. Allegiant expects to be back to normal by March 1st. Allegiant has also reached the revenue point where they are required to report on-time performance to the Department of Transportation (DOT) like other airlines. This will help ensure Allegiant makes their on-time performance and comply with DOT performance requirements.

D. County Planning Information: When the GARAA was established in 2012 the zoning review process for the airport was transferred to the county rather than the city. For the airfield redevelopment project, staff had to submit a stormwater review program to the county for review. The county review fees are typically \$595 per acre and there is up to 300 acres included in the project which would total over \$150,000 in review and monitoring fees during the stormwater construction. Staff is trying to find a mechanism that would change the county rules and regulation that tops or caps this fee. In the meantime the county attorney advised staff that the county could not review the plans because the property is titled to the City. Staff looked into bringing the plans to the state for review but the state does not review stormwater construction plans. Staff is still researching this but at the present time is planning to move forward with the stormwater construction and will build to county specifications. Staff will continue to work with the county and state on this issue.

E. Gas station Update: The Director reported that Triangle Stop has also had similar issues. Triangle Stop submitted their building plans to the county for review but again the property is titled to the City. Triangle Stop was able to submit their plans to the state because they are dealing with cleanwater runoff rather than stormwater retention. They have already invested between \$40,000 and \$50,000 in design so far and hope to get approval of their plans soon.

Mr. Roberts asked what the estimated time frame was for this project. The Director responded that Triangle Stop hopes to break ground in April or May and it will take 8 to 12 months to build.

F. Airfield Redevelopment Project: Staff had anticipated having the design package for the first phase of construction out for bid by now but has run into some delays dealing with the FAA. Most of the delays are due to modification to standards which is basically asking for a variance to building codes. Four modifications to standards were submitted to the FAA last fall but staff was having trouble receiving answers from the FAA Memphis office. Staff has asked for help from the Atlanta office and Memphis did submit their decision up to Washington, DC for review. Staff decided

to move forward with some of the design so that the project would not be held up too much longer. As of yesterday staff received approval for two of the modifications to standards from DC. One is still under review and the indication for the last modification is that it will not be approved. Staff is trying to move forward with the design to try and salvage this construction year at reasonable prices. Staff will keep the Board apprised of the situation.

G. Checkpoint Exit Lane: As the Board was aware, TSA tried to transfer monitoring of the checkpoint exit lane to airports. In January the budget was approved and mandated for TSA to monitor the checkpoint exit lanes. During the time this issue was unsettled, several airports joined together with AAAE and ACI-NA to file suit against TSA on this issue and Asheville was a participant. The case was dismissed as the budget mandated TSA monitor the checkpoint exit lanes. However, the airport could see an expenditure of up to \$2,500 for legal fees associated with the suit.

INFORMATION SECTION: No comments

AUTHORITY MEMBERS REPORTS: None

PUBLIC AND TENANTS' COMMENTS: No comments

CALL FOR NEXT MEETING: The Chair stated that the next regular meeting of the Board will be held on March 7, 2014.

The Chair called for a break at 10:25 a.m.

The Board reconvened at 10:35 a.m.

CLOSED SESSION: At 10:35 a.m. Mr. Piccirillo moved to go into Closed Session pursuant to Subsection 143-318.11(a)(3) of the General Statutes of North Carolina to Consult with Legal Counsel in Order to Preserve the Attorney-Client Privilege. Mr. Roberts seconded the motion and it carried unanimously.

Open Session resumed at 11:34 a.m.

**GREATER ASHEVILLE REGIONAL AIRPORT AUTHORITY FEBRUARY 14, 2014
CLOSED SESSION MINUTES:**

Mr. Piccirillo moved to seal the minutes for the February 14, 2014 Closed Session just completed and to withhold such Closed Session minutes from public inspection so long

as public inspection would frustrate the purpose or purposes thereof. Mrs. Peterson seconded the motion and it carried unanimously.

**APPROVAL OF THE GREATER ASHEVILLE REGIONAL AIRPORT AUTHORITY
DECEMBER 13, 2013 CLOSED SESSION MINUTES:**

Mr. Piccirillo moved to approve the minutes for the December 13, 2013 Closed Session, and to seal and withhold such minutes from public inspection so long as public inspection would frustrate the purpose or purposes thereof. Mr. Bailey seconded the motion and it carried unanimously.

ADJOURNMENT: Mr. Piccirillo moved to adjourn the meeting at 11:36 a.m. Mrs. Peterson seconded the motion and it carried unanimously.

Respectfully submitted,

Ellen Heywood
Clerk to the Board

Approved:

David R. Hillier
Chair



MEMORANDUM

TO: Members of the Airport Authority

FROM: Vickie Thomas, Director of Finance and Accounting

DATE: March 7, 2014

ITEM DESCRIPTION – New Business Item A

Approval of the Authority's Preliminary Fiscal Year 2014/2015 Budget

BACKGROUND

The Authority Board needs to approve the Proposed Preliminary Fiscal Year 2014/2015 Budget and allow the budget to remain available for public inspection for a minimum of 10 days. The Fiscal Year 2014/2015 will then be presented to the Authority Board for final adoption on March 21, 2014.

ISSUES

None.

ALTERNATIVES

None recommended.

FISCAL IMPACT

No fiscal impact until adopted.

RECOMMENDED ACTION


It is respectfully requested that the Airport Authority Board resolve to (1) approve the Proposed Preliminary Fiscal Year 2014/2015 Budget; and (2) accept public comment on the Proposed Fiscal Year 2014/2015 Budget during the next 10 days.





Asheville
REGIONAL AIRPORT
Take the easy way out.


Proposed 2014/2015 Budget
March 7, 2014


Agenda


-  **General Statistics**


-  **Proposed FY 2014/2015 Operating Budget**

-  **Proposed FY 2014/2015 Capital Budget**

-  **Proposed FY 2014/2015 Reserve Funds**

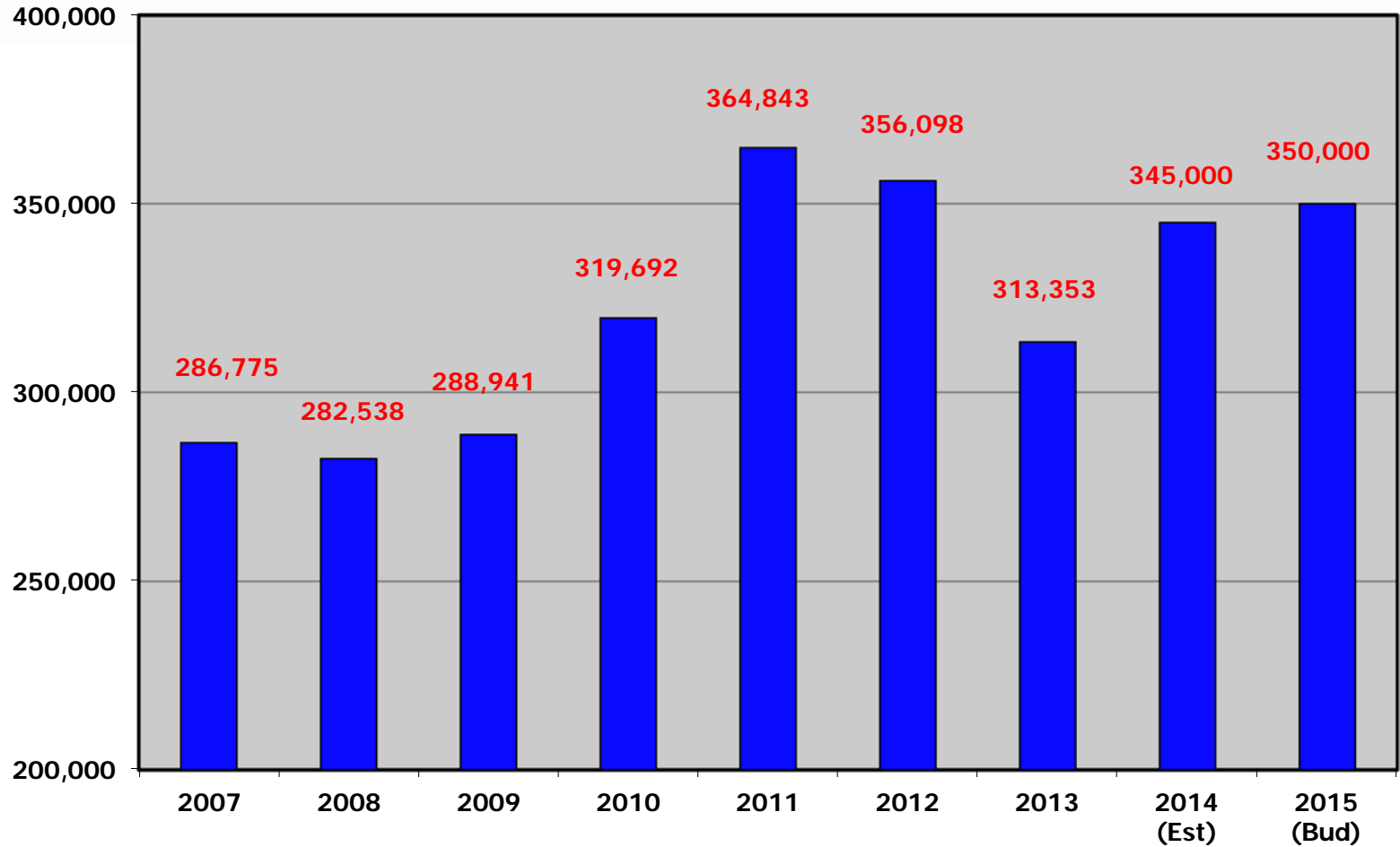
-  **Proposed FY 2014/2015 Estimated Cash Balance**

-  **Proposed FY 2014/2015 Supplemental Fees**

-  **Questions and Comments**

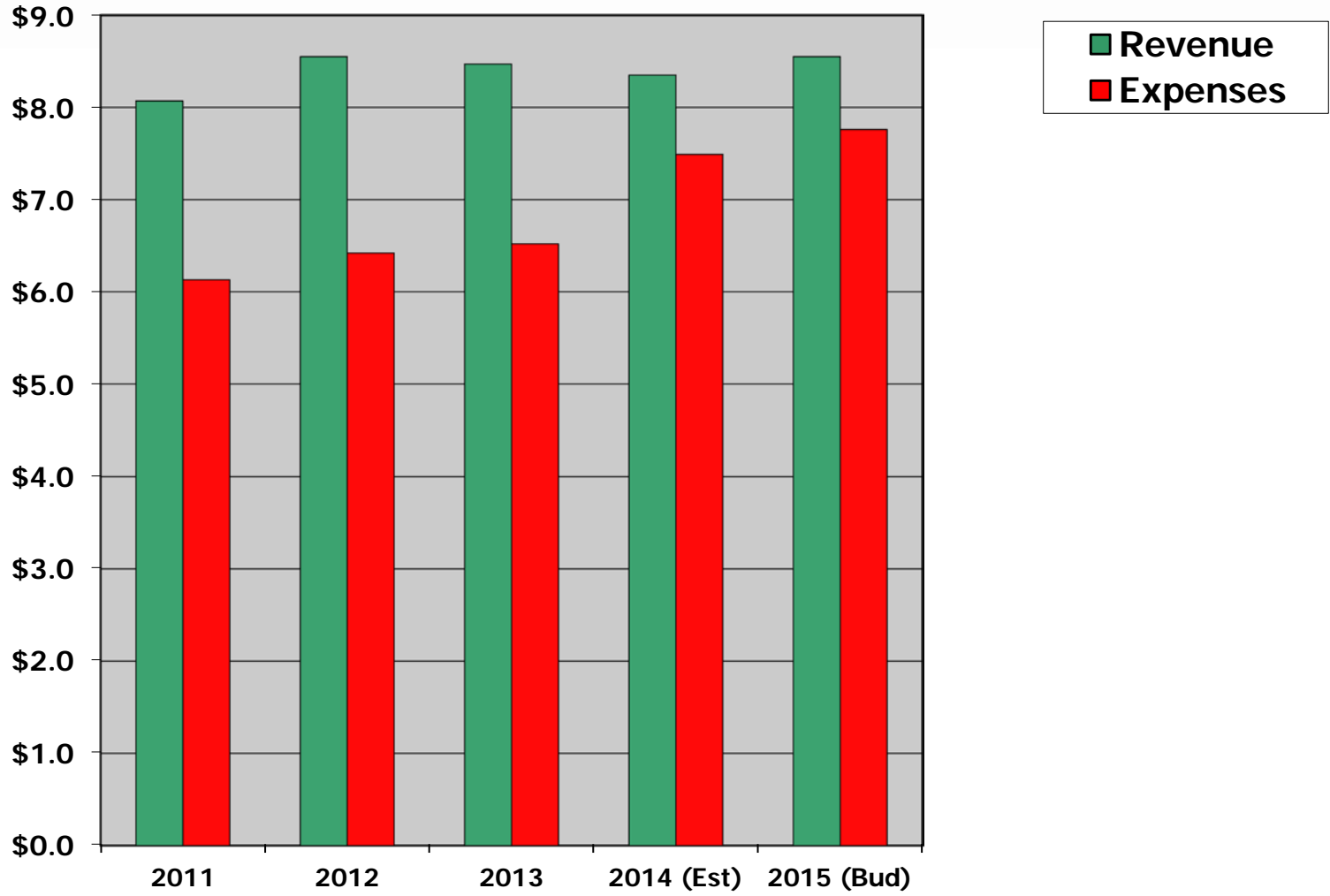
Passenger Traffic

Enplanements

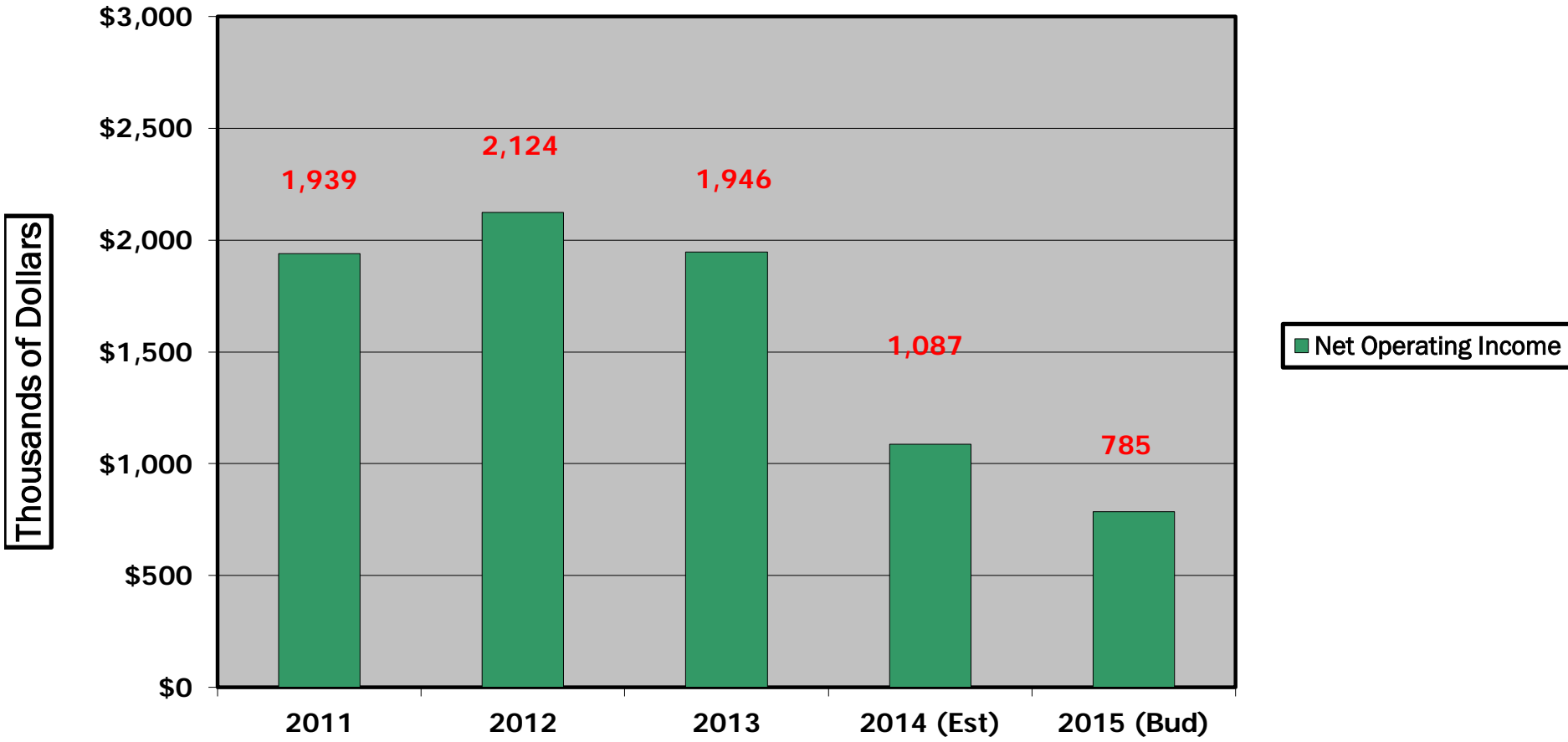


Operating Revenues/Expenses

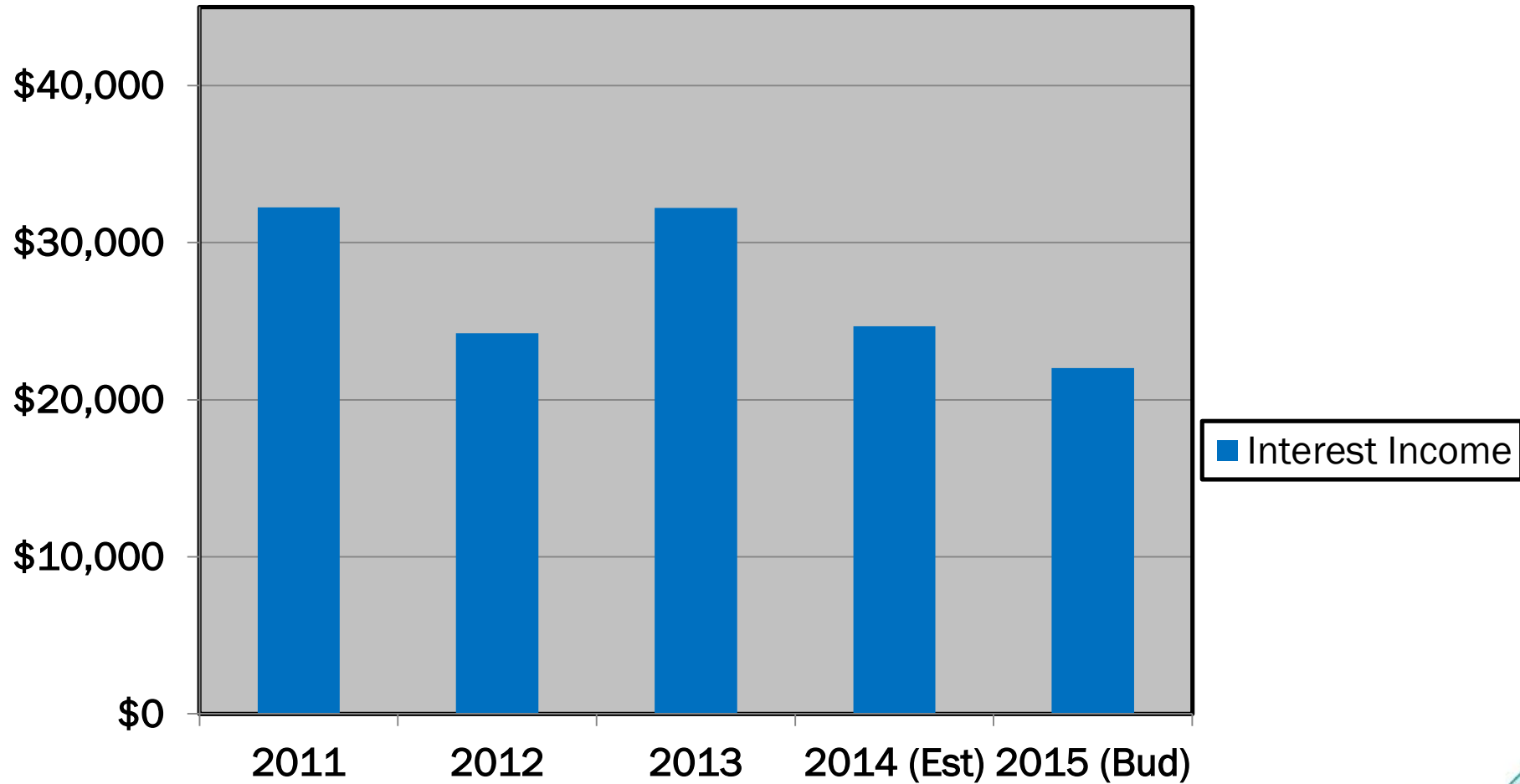
Millions of Dollars



Net Operating Income



Interest Income



Proposed Operating Budget

Basic Operating Budget Assumptions

OPERATING REVENUES:

- Passenger enplanements – 350,000
- Airline revenues increased with:
 - Higher rates due to higher budgeted airfield and terminal costs
 - More revenues from Allegiant with one year waiver of fees expiring on some routes and increased service
- Public Parking revenues increased with higher estimated enplanements
- Advertising revenues increased with advertising being brought in-house for full year
- Land Lease revenues increased with addition of Triangle Stop convenience store lease

Basic Operating Budget Assumptions (cont'd)

OPERATING EXPENSES:


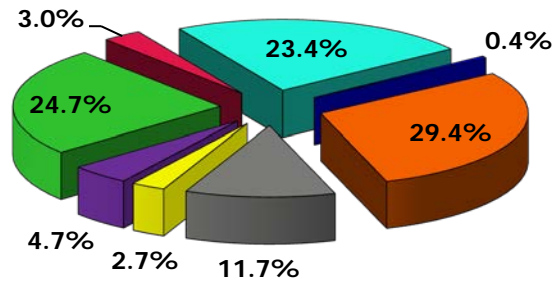
- Full year of five FTE positions added in FY 2013/2014
- Salary adjustment pool budgeted at 3.5%
- Higher utilities with addition of new Public Safety facility
- Higher Parking Management Fees and Custodial Supplies and Consumables with higher enplanements

Proposed Operating Budget


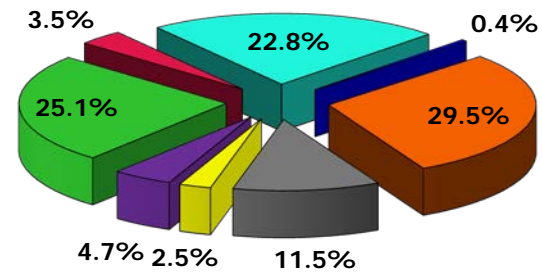
	Budget Amounts			Percent Change
	FY2013/2014	FY2014/2015	Difference	
<u>Revenues</u>				
Operating Revenues	\$ 8,229,414	\$ 8,547,942	\$ 318,528	3.9%
Investment Income	20,000	22,000	2,000	10.0%
Total Operating & Investment Revenues	8,249,414	8,569,942	320,528	3.9%
<u>Expenses</u>				
Operating Expenses	7,535,594	7,762,933	227,339	3.0%
Total Operating Expenses	7,535,594	7,762,933	227,339	3.0%
Net Operating & Investment Income	\$ 713,820	\$ 807,009	\$ 93,189	13.1%

Sources of Operating Revenue

FY 2014 (Est)


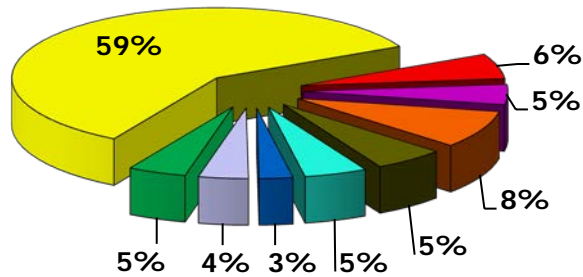


FY 2015 (Bud)

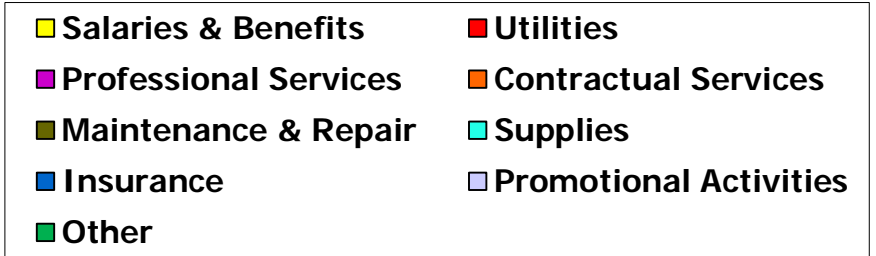
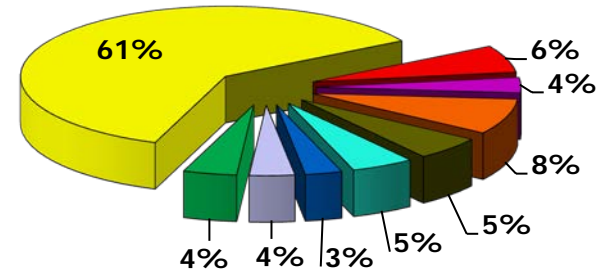


Operating Expenses by Category

FY 2014 (Est)

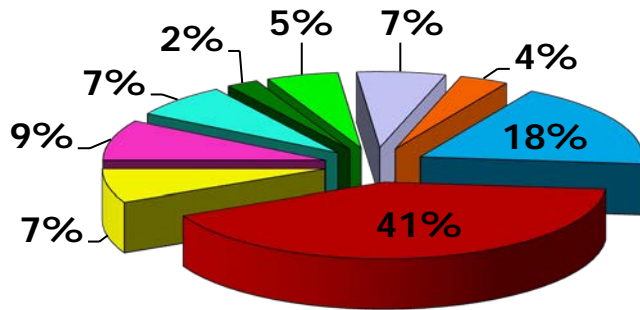


FY 2015 (Bud)



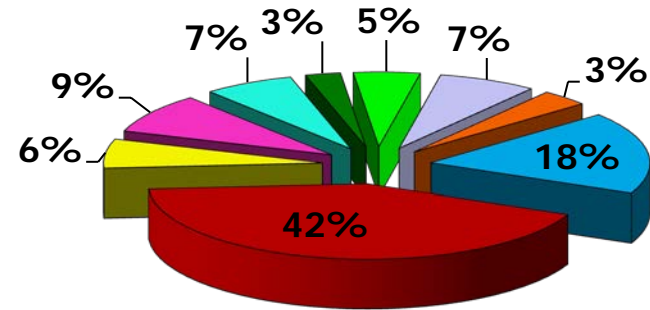
Operating Expenses By Department

FY 2014 (Est)



- Public Safety
- Operations & Maintenance
- Executive
- Information Technology
- Marketing and Public Relations
- Guest Services
- Finance
- Administration
- Development

FY 2015 (Bud)



- Public Safety
- Operations & Maintenance
- Executive
- Information Technology
- Marketing and Public Relations
- Guest Services
- Finance
- Administration
- Development



Proposed Capital Budget

Proposed Capital Budget

Description	Total	Funding Source				
		FAA- AIP Entitlements	FAA- AIP Discretionary	NCDOT Grants	Currently Approved PFC's (2)	Airport Funds
-	-	-	-	-	-	-
<u>Capital Improvements (1)</u>	-					
Airfield Redevelopment - Bid Package 2	\$ 12,750,123	\$ 2,675,710	\$ 6,500,000	\$ -	\$ 3,574,413	\$ -
Total Capital Improvements	12,750,123	2,675,710	6,500,000	-	3,574,413	-

(1) All purchases of Capital Improvements will be presented to the Authority Board for final approval before implementation unless otherwise authorized by the Authority Board.

(2) PFC Revenues are included in the budget at the amount expected to be collected by the airlines in the fiscal year. Any difference between that amount and the amount planned as funding for current year capital projects is reflected in the budgeted amount of GARAA cash to be used.

Proposed Capital Budget (cont'd)

Description	Total	Funding Source				
		FAA- AIP Entitlements	FAA- AIP Discretionary	NCDOT Grants	Currently Approved PFC's (2)	Airport Funds
Renewal and Replacement						
Roofing for Terminal Building	320,000					320,000
Roofing for Toll Plaza	55,000					55,000
Vehicle Replacement	72,600					72,600
Landside LED Pole Lighting	27,585					27,585
Parking Utility Vehicle	20,000					20,000
Turnout Gear Replacement-Phase 1	23,777					23,777
EASE System Refresh	30,300					30,300
LCD Upgrades-Phase 3	27,300					27,300
Network Core Switch Replacement	23,774					23,774
Gas Meter System Replacement	12,000					12,000
						-
Total Renewal and Replacement	612,336	-	-	-	-	612,336
Total	\$ 13,362,459	\$ 2,675,710	\$ 6,500,000	\$ -	\$ 3,574,413	\$ 612,336

(1) All purchases of Capital Improvements will be presented to the Authority Board for final approval before implementation unless otherwise authorized by the Authority Board.

(2) PFC Revenues are included in the budget at the amount expected to be collected by the airlines in the fiscal year. Any difference between that amount and the amount planned as funding for current year capital projects is reflected in the budgeted amount of GARAA cash to be used.

Carry-Over Capital Projects

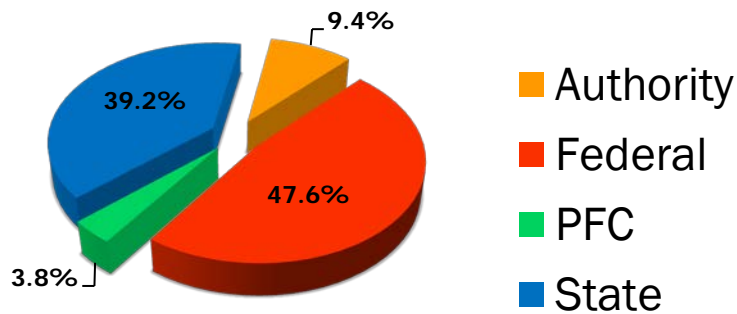
Description	Amount	Estimated Spending Through	Estimated Balance to	FAA-AIP	FAA-AIP	NC DOT	PFC'S	Airport
	Authorized	6/30/2014	Carryover	Entitlement	Discretionary	Grants	Currently Approved (2)	Funds
ARFF Station Design	\$ 543,409	\$ 518,409	\$ 25,000	\$ 23,750			\$ 1,250	\$ -
ARFF Station Construction	4,534,750	4,219,648	315,102					315,102
Airfield Redevelopment-Phase I (1)	4,013,219	3,013,219	1,000,000		1,000,000			-
Airfield Redevelopment-Bid Package 1 (1)	11,868,128	1,000,000	10,868,128	2,500,000	6,500,000	300,000	1,568,128	-
			-					
TOTAL CARRYOVER	\$ 20,959,506	\$ 8,751,276	\$12,208,230	\$ 2,523,750	\$ 7,500,000	\$ 300,000	\$1,569,378	\$315,102

(1) Represents current estimated amounts. Related contracts requiring Board approval will be presented to the Board before implementation.

(2) PFC Revenues are included in the budget at the amount expected to be collected by the airlines in the fiscal year. Any difference between that amount and the amount planned as funding for current year capital projects is reflected in the budgeted amount of GARAA cash to be used.

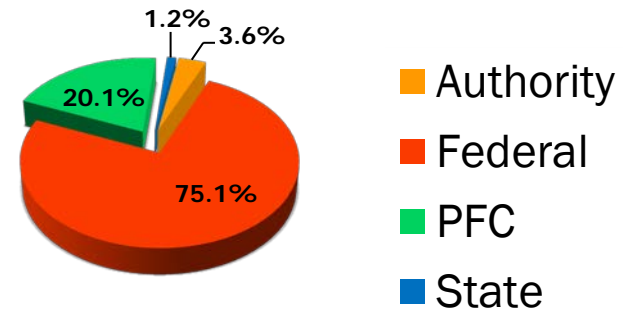
Capital Funding Sources

FY 2014 (Est)



Authority's Contribution - \$760,393

FY 2015 (Bud)



Authority's Contribution - \$927,438



Reserve Funds

Operations & Maintenance Reserve

- **Description and Justification**
 - Established to cover fluctuations in cash flow and provide quick access to additional operational cash.
- **Equivalent to 6 months of budgeted FY 2014/2015 operating expenses.**
 - \$3,881,467 for FY 2014/2015

Emergency Repair Reserve

- **Description and Justification**
 - Established to cover emergency repairs and provide ready access to the required cash.
- **\$650,000 for FY 2014/2015**

Estimated Cash Balance

Cash Balance

	<u>Amount</u>	
Estimated Cash & Investment Balance at June 30, 2014		\$ 16,500,000
Plus: Net Operating & Investment Revenues		807,009
Less Other Costs:		
Business Development Costs	(300,000)	
Contingency	(100,000)	
Debt Service	<u>(626,823)</u>	(1,026,823)
Plus Non-Operating Revenues:		
Passenger Facility Charges	1,325,000	
Customer Facility Charges	<u>1,075,000</u>	2,400,000
Plus Capital Contributions:		
Federal Grants - AIP Entitlements	5,199,460	
Federal Grants - AIP Discretionary Funds	14,000,000	
NC DOT Grants	<u>300,000</u>	19,499,460

Cash Balance (cont'd)

Less Capital Costs:

Capital Improvements	(12,750,123)	
Equipment and Small Capital Outlay Fund	-	
Renewal and Replacements	(612,336)	
Carryover Projects From FY2013	<u>(12,208,230)</u>	(25,570,689)

Estimated Cash & Investment Balance at June 30, 2015

12,608,957

Estimated Restricted Cash at June 30, 2015

1,900,000

Reserves:

Operations & Maintenance Reserve (6 Months)

3,881,467

Emergency Repair Reserve

650,000

Estimated Unrestricted Undesignated Cash & Investments at June 30, 2015

\$ 6,177,491

Supplemental Fees

Proposed FY 2014/2015 Fees

	FY 2013/2014 Current Fees		FY 2014/2015 Proposed Fees	
	Cost	Per	Cost	Per
<u>Maintenance</u>				
Scissor Lift	\$ 100.00	day	\$ 100.00	day
Large ADA Ramp Rental	\$ 100.00	use	\$ 100.00	use
Air Stair Rental	\$ 100.00	use	\$ 100.00	use
Volvo Wheel Loader	\$ 150.00	use	\$ 150.00	use
Fork-lift	\$ 100.00	use	\$ 100.00	use
Pallet Jack	\$ 50.00	use	\$ 50.00	use
Tenant Sweeper	\$ 125.00	hour	\$ 125.00	hour
Service Truck	\$ 50.00	hour	\$ 50.00	hour
Backhoe	\$ 100.00	hour	\$ 100.00	hour
Lighted X	\$ 200.00	day	\$ 200.00	day
Light Tower	\$ 150.00	day	\$ 150.00	day
Paint Stripper	\$ 100.00	hour	\$ 100.00	hour
Large Aircraft Removal Dolly	\$ 200.00	day	\$ 200.00	day
Small Aircraft Removal Dolly	\$ 100.00	day	\$ 100.00	day
Aircraft Jack	\$ 100.00	use	\$ 100.00	use
Cores	\$ 40.00	each	\$ 40.00	each
Keys	\$ 12.00	each	\$ 12.00	each
Large Dump Truck	\$ 200.00	hour	\$ 200.00	hour
Small Broom	\$ 200.00	hour	\$ 200.00	hour
Large Broom	\$ 300.00	hour	\$ 300.00	hour
Pressure Washer	\$ 125.00	hour	\$ 125.00	hour
Maintenance Labor Rate (1)	\$ 45.00	hour	\$ 45.00	hour
Security Escort Rate (1)	\$ 45.00	hour	\$ 45.00	hour

Proposed FY 2014/2015 Fees (cont'd)

	FY 2013/2014 Current Fees		FY 2014/2015 Proposed Fees	
	Cost	Per	Cost	Per
<u>Department of Public Safety</u>				
ARFF Apparatus for 1500 gal. or greater	\$ 250.00	hour	\$ 250.00	hour
ARFF Apparatus for less than 1500 gal.	\$ 150.00	hour	\$ 150.00	hour
Command, Police, and Ops support vehicles	\$ 100.00	hour	\$ 100.00	hour
Aircraft recover dolly	\$ 150.00	day	\$ 150.00	day
Maintenance Labor Rate (1)	\$ 45.00	hour	\$ 45.00	hour
Mutual Aid Agencies collected on their behalf		as incurred		as incurred
Replacement charges for AVL equipment/supplies		as incurred		as incurred
<u>Information Technology (IT) Department</u>				
IT Labor Rate - Non-Network (1)	\$ 40.00	hour	\$ 40.00	hour
IT Labor Rate - Network Related (1)	\$ 60.00	hour	\$ 60.00	hour
Cable Television (CATV) Signal Transport Fee	\$ 10.00	month	\$ 10.00	month
Cable Television-150+ Channels (2 & 3)	\$ -	month	\$ 45.00	month
Dark Fiber per strand per 0-1000 ft	\$ 20.00	month	\$ 20.00	month
Dark Fiber per strand per 0-2000 ft	\$ 22.00	month	\$ 22.00	month
Dark Fiber per strand per 0-3000 ft	\$ 24.00	month	\$ 24.00	month
WiFi & SSID (required for WiFi Access) (2)	\$ 70.00	month	\$ 70.00	month
Internet Bandwidth-Not Dedicated (2 MB) (2)	\$ 50.00	month	\$ 50.00	month
Internet Bandwidth-Not Dedicated (5 MB) (2)	\$ 70.00	month	\$ 70.00	month
Internet Bandwidth-Not Dedicated (10 MB) (2)	\$ 125.00	month	\$ 125.00	month

Notes:

- (1) One Hour Minimum, Minimum of 3 hours charged after regular business hours.
- (2) Add \$120 for 2 hours of IT Labor for Setup & Configuration. Fees may be reduced when bundled with other services.
- (3) Add additional upgrades at cost.

Proposed FY 2014/2015 Fees (cont'd)

	FY 2013/2014		FY 2014/2015	
	Current Fees		Proposed Fees	
<u>Identification Badge Fees and Charges</u>	Cost	Per	Cost	Per
Initial Badge Issuance				
SIDA Badge	\$ 67.00		\$ 70.00	
Non-SIDA Badge	\$ 35.00		\$ 37.00	
Renewal of Badge				
SIDA Badge	\$ 35.00		\$ 37.00	
Non-SIDA Badge	\$ 35.00		\$ 37.00	
Lost Badge Replacement				
SIDA Badge (4)	\$ 85.00 / \$ 100.00		\$ 85.00 / \$ 100.00	
Non-SIDA Badge (5)	\$ 60.00 / \$ 75.00		\$ 60.00 / \$ 75.00	
Damaged Badge				
SIDA Badge (6)	\$ -		\$ 37.00/\$45.00	
Non-SIDA Badge (6)	\$ -		\$ 37.00/\$45.00	
Security Escort Training	\$ 25.00		\$ 25.00	
Lock-out Service (7)	\$ 25.00		\$ 25.00	

Notes:

- (4) \$85.00 for the first replacement badge, \$100.00 for the second replacement badge.
- (5) \$60.00 for the first replacement badge, \$75.00 for the second replacement badge.
- (6) \$37.00 for a damaged badge, \$45.00 if badge damaged due to negligence.**
- (7) \$25.00 Lock-out Service Charge applies after the first 2 free service calls.

Proposed FY 2014/2015 Fees (cont'd)

	FY 2013/2014			FY 2014/2015		
	Current Fees			Proposed Fees		
<u>Identification Badge Fees and Charges</u>	Cost	Per		Cost	Per	
<u>Parking</u>						
Long term	\$ 1.50	0 - 1 hour		\$ 1.50	0 - 1 hour	
	\$ 1.50	each add'l hour		\$ 1.50	each add'l hour	
	\$ 8.00	day		\$ 8.00	day	
	\$ 48.00	week		\$ 48.00	week	
Short term	\$ 1.00	1/2 hour		\$ 1.00	1/2 hour	
	\$ 12.50	day		\$ 12.50	day	
Employee Parking Rate	\$ 53 / \$48	new/renewal		\$ 60 / \$50	new/renewal	
Commuter Parking Rate	\$ 279 / \$263	new/renewal		\$ 290 / \$275	new/renewal	
Fines	up to \$1,000	day		up to \$1,000	day	
<u>Ground Transportation</u>						
Airport Ground Transportation Permit (8)	\$ 200	annual		\$ 300	annual	
Off-Airport Rental Car Fee	7.50%	of gross revenue		7.50%	of gross revenue	

Notes:

(8) In prior years, only billed for the first 10 vehicles per company. That limit is eliminated for FY2014/2015.

QUESTIONS?

March 7, 2014

BUDGET MESSAGE

To: Members of the Greater Asheville Regional Airport Authority

From: Lew S. Bleiweis, A.A.E., Executive Director

The attached budget for the fiscal year ending June 30, 2015 has been prepared with special consideration given to the safeguarding of the Greater Asheville Regional Airport Authority's assets and the reliability of the Authority's financial records, while maintaining the flexibility to allow the airport staff the tools to provide outstanding service to our passengers and tenants and the general public.

We are custodians of public funds and public funds should not be convenient to spend. With this in mind, every employee will follow the requirements of the Authority's Policies and Procedures and the approved budget when purchasing goods and services.

The intended goals of the operations set forth in the attached budget are to continue the excellent safety record at the Asheville Regional Airport and to provide the best facilities possible to enhance the growth of the Airport and to thereby benefit the entire community served by the Airport.

The following narrative contains brief explanations and insights related to the preparation of this budget:

ASSUMPTIONS

Operating revenues are budgeted to increase 3.9% from the prior year's budget. Passenger enplanements are projected to increase 9.4% from 320,000 budgeted for FY2013/2014 to 350,000 budgeted for FY2014/2015.

Airline revenues are budgeted to increase as a result of the budgeted increases in airfield and terminal costs, given the current airline agreements are on a compensatory model. In addition, revenues from Allegiant Airlines will increase with new routes added in FY2013/2014, and with waivers of fees for most routes expiring. The airline agreements provide for termination privileges by either party upon 60 days' notice.

Parking revenue is projected to increase with the budgeted increase in enplanements. Advertising revenues are budgeted to increase with advertising being brought in-house.

In addition, the FY2014/2015 budget includes revenues for the new land lease for the convenience store property.

Budgeted operating expenses are expected to increase 3.0%. Five full-time equivalent (FTE) positions were budgeted to be added during FY2013/2014, and the FY2014/2015 budget includes a full year of their wages. A salary adjustment pool of 3.5% is budgeted. Utilities are budgeted to increase with the new Aircraft Rescue and Firefighting Facility scheduled to become operational in FY2014/2015.

OPERATING REVENUE

Investment Income:

Interest rates are assumed to remain low in FY2014/2015.

Space Rent-Non Airline:

All line items listed are at the lease rates in effect for the new fiscal year.

Space Rent-Airline:

Airline space rentals are estimated to increase as the estimated square foot rental rate is expected to increase with budgeted increases in airfield and terminal costs. In addition, revenues from Allegiant Airlines will increase with new routes added in FY2013/2014, and with waivers of fees for most routes expiring.

Concessions:

Advertising revenues are budgeted to increase with advertising being budgeted to be brought in-house at the expiration of the contract with Departure Media in FY2013/2014. Also, the budget assumes that the Authority will receive income in accordance with the MAG provided in the food and gift agreement with Paradies, plus an estimated percentage of food and gift sales based on actual experience. The other line items are based on current agreements and/or historical averages.

Auto Parking:

Public Parking is budgeted to increase with the budgeted increase in enplanements.

Rental Car-Car Rentals:

Rental car minimum annual guarantees (MAGs) are based on the current agreements with the MAGs being based on the greater of the year three guarantee amounts or 90% of the prior year's Percentage Fee.

Rental Car-Facility Rent:

Budget estimates are based on the current rental car agreements. The current contracts provide that these facility rents be increased annually by the greater of the CPI or 3.5%. The Common Area Maintenance (CAM) fees are based on those included in the Operations Department budget.

Commercial Ground Transportation:

The revenues from Ground Transportation Fees, Employee Parking, and Commuter Parking are based on Staff estimates.

Landing Fees:

Landing Fees are estimated to increase with budgeted increases in airfield costs. In addition, revenues from Allegiant Airlines will increase with new routes added in FY2013/2014, and with waivers of fees for most routes expiring. Landing Fees are charged based on 1,000 pounds of airlines gross landed weight.

FBOs:

The FBO fees are based on the current agreements with Landmark.

Building Leases:

All estimates are backed by current leases in place.

Land Leases:

All estimates are backed by current leases in force.

Other Leases/Fees:

LEO Services are based on actual hours and the \$20 hourly rate currently contracted with TSA. Airline Security Fees are budgeted to increase with the budgeted increase in LEO personnel costs. Telecommunication Fees are based on estimated tenant usage of Authority provided phone, data and cable service. Other items are estimates based on historical data.

OPERATING EXPENSES**Personnel Services:**

Payroll costs are based on current salaries for all employees, plus estimated longevity bonuses. In addition, a full year of personnel costs is included in the FY2014/2015 budget for the five FTE positions added in FY2013/2014. A salary adjustment pool of 3.5% is budgeted for FY2014/2015. Overtime is estimated by Department Directors based on historical amounts. Benefits are estimated for each benefit type to better manage benefit costs. Total benefits are approximately 48% of payroll.

Professional Services:

Professional Services are estimated by Staff based on known events and historical data.

Contractual Services:

Contractual Services includes the cost of the parking management, maintenance agreements, uniform cleaning services, and other contractual services. Budgeted amounts are estimated based on agreements and/or historical data.

Travel and Training:

The estimate for employee training and various educational conferences has been prepared by each Department Director using known facts and historical information.

Communications and Freight:

Telecommunications and Postage expense are estimated by Staff using known facts and historical information.

Rents and Leases:

The estimate for rents and leases is based on current copier and postage machine lease agreements.

Insurance:

Workers' compensation insurance premiums are expected to increase 23% over the actual prior year premiums. The increase in workers' compensation premiums is partially due to FY2014/2015's budget including the full year's cost of the five FTE positions added in FY2013/2014. Other business insurance premiums are expected to increase by 16%.

Utility Services:

Utility Services are estimated based on the latest historical data. The FY2014/2015 budget is increased to include utilities for the new Aircraft Rescue and Firefighting Facility expected to be placed in service early in the year.

Repairs and Maintenance:

This line item, the timing and amount of which is always difficult to predict, has been estimated by the Director of Operations and other department heads to account for repairs and maintenance anticipated for FY2014/2015.

Printing and Binding:

This estimate is based on known needs and historical data.

Promotional Activities:

These activities represent media advertising, community sponsorships, and tenant and employee events, and are based on planned activities for FY2014/2015.

Other Current Charges and Obligation:

This estimate includes credit card and bank fees, in-house advertising expenses, legal notices and advertising, and Board meeting expenses. It is estimated based on historical data.

Operating Supplies:

This estimate is prepared by each Department Director based on known events and historical data.

Books, Publications, Subscriptions, Memberships:

This estimate is prepared by each Department Director using historical data and known events and facts.

EMERGENCY REPAIR

This is an estimate to cover any unplanned, emergency repairs. The amount is based on historical costs, reduced to reflect the addition of the Airport Systems Technician in FY2013/2014.

CONTINGENCY

This is an estimate to cover any unknown expense. The amount is determined by the Executive Director.

CAPITAL BUDGET

The Capital Budget items were generated by the Department Directors and include those capital improvement projects in the approved five year capital improvement plan for FY2014/2015. Explanations and justifications for new capital projects are included on the Capital Budget Request sheets.

To be conservative, the FY2014/2015 Capital Budget includes the full \$12,750,123 estimated cost for the Airfield Redevelopment-Bid Package 2. However, staff thinks it is likely that only \$4,000,000 of that work will be accomplished in FY2014/2015. Since funding of the additional \$8,750,123 includes \$3,174,413 of Passenger Facility Charges to be collected in future years, the FY2014/2015 budget includes a \$3,174,413 use of Authority cash that may not be used until FY2015/2016.

Any capital improvement project will be subject to final approval by the Board prior to project initiation, in accordance with the Authority's Policies and Procedures.

DEBT SERVICE

Debt Service represents payments required by our bond agreement for the Rental Car Maintenance and Storage Facility.

BUSINESS DEVELOPMENT

Business Development represents costs to provide incentives for advertising, waiver of fees, etc. to airlines for new air service.

**GREATER ASHEVILLE REGIONAL AIRPORT AUTHORITY
2014-2015
BUDGET ORDINANCE**

BE IT ORDAINED by the Greater Asheville Regional Airport Authority that, pursuant to Section 159-13 of the General Statutes of North Carolina, the 2014-2015 Budget Ordinance of the Airport Authority is hereby set forth as follows:

Section 1. The following amounts are hereby appropriated for the operation of the Greater Asheville Regional Airport Authority for the fiscal year beginning July 1, 2014 and ending June 30, 2015 in accordance with the following schedules:

EXPENDITURES

Administration Department	\$ 564,506
Development Department	277,219
Executive Department	487,210
Finance Department	381,741
Guest Services Department	201,257
Information Technology Department	673,240
Marketing Department	519,710
Operations Department	3,205,370
Public Safety Department	1,377,680
Emergency Repair Costs	75,000
Reimbursable Costs	214,000
Carry-over Capital Expenditures from Prior Year	12,208,230
Capital Improvement	12,750,123
Renewal and Replacement	612,336
Business Development	300,000
Debt Service	626,823
Contingency	100,000
Total Expenditures	<hr/> \$34,574,445 <hr/>

Section 2. It is estimated that the following revenues will be available for the fiscal year beginning July 1, 2014 and ending June 30, 2015.

REVENUES

Administration (Interest Income)	\$ 22,000
Terminal	3,919,333
Airfield	883,300
General Aviation	978,105
Parking Lot	2,557,425
Other	209,779
Reimbursable Costs	214,000
Passenger Facility Charges	1,325,000
Customer Facility Charges	1,075,000
Federal Grants – AIP Entitlements	5,199,460
Federal Grants – AIP Discretionary Funds	14,000,000
NC Department of Transportation Grants	300,000
Transfer from GARAA Cash/Investments	3,891,043
Total Revenues	<u><u>\$34,574,445</u></u>

Section 3. The Budget Officer is hereby authorized to transfer appropriations as contained herein under the following conditions:

- a. He may transfer amounts between line item expenditures within a budget ordinance line item without limitation and without a report being required. These changes should not result in increased recurring obligations such as salaries.
- b. He may transfer amounts up to \$60,000 from contingency appropriations to other budget ordinance line items within the same fund. He must make an official report on such transfers at the next regular meeting of the board.

Section 4. This Budget Ordinance shall be entered in the minutes of the Greater Asheville Regional Airport Authority and within five (5) days after its adoption copies shall be filed with the Finance Officer, the Budget Officer and the Clerk to the Board of the Greater Asheville Regional Airport Authority as described in G.S. 159-13.

Section 5. This ordinance shall become effective on July 1, 2014.

Adopted this 21st day of March, 2014.

David R. Hillier, Chair

Attested by:

Ellen Heywood, Clerk to the Board

**GREATER ASHEVILLE REGIONAL AIRPORT AUTHORITY
OPERATING SUMMARY
FY 2014/2015 BUDGET**

	Budget Amounts			Percent Change
	FY2013/2014	FY2014/2015	Difference	
<u>Revenues</u>				
Operating Revenues	\$ 8,229,414	\$ 8,547,942	\$ 318,528	3.9%
Investment Income	20,000	22,000	2,000	10.0%
Total Operating & Investment Revenues	8,249,414	8,569,942	320,528	3.9%
<u>Expenses</u>				
Operating Expenses	7,535,594	7,762,933	227,339	3.0%
Total Operating Expenses	7,535,594	7,762,933	227,339	3.0%
Net Operating & Investment Income	\$ 713,820	\$ 807,009	\$ 93,189	13.1%

**GREATER ASHEVILLE REGIONAL AIRPORT AUTHORITY
REVENUE BUDGET ANALYSIS FOR FISCAL YEAR 2014-2015**

Revenue Sources	Historical, Actual Revenue			FY 2013-2014			Proposed Budget Fiscal Year 2014-2015	Difference Est FY13-14 To Budget FY14-15	Difference Bud FY13-14 To Budget FY14-15
	Fiscal Year 2010-2011	Fiscal Year 2011-2012	Fiscal Year 2012-2013	Fiscal Year 2013-2014 Budget	11/30/13 FYTD Actual Revenue	5 Projection for Full Fiscal Year			
Investment Income									
Interest Income	\$ 32,230	\$ 24,230	\$ 32,193	\$ 20,000	\$ 10,286	\$ 24,686	\$ 22,000	(2,686)	2,000
Total Investment Income	32,230	24,230	32,193	20,000	10,286	24,686	22,000	(2,686)	2,000
Terminal Space Rentals - Non-Airline									
FAA Tower Rent	114,429	118,741	122,292	125,947	51,941	124,658	129,731	5,073	3,784
TSA Space	82,973	87,404	87,404	87,404	36,418	87,403	87,404	1	-
Federal Express	60	60	60	60	25	60	60	-	-
Total Terminal Space Rentals - Non-Airline	197,462	206,205	209,756	213,411	88,384	212,121	217,195	5,074	3,784
Terminal Space Rentals - Airline									
Facility/Services/Hold Room Charges	645,291	681,802	738,128	750,000	361,937	791,000	830,000	39,000	80,000
Loading Bridge Fees (includes FGP & PC Air)	150,569	117,374	62,344	40,000	18,593	38,750	40,000	1,250	-
Apron Fees	252,243	224,988	198,211	175,000	74,772	156,000	180,000	24,000	5,000
US Airways (Counter/Office/Queue)	73,387	78,244	87,745	89,000	37,271	89,450	90,000	550	1,000
Delta Air Lines (Counter/Office/Queue)	77,498	83,801	93,976	95,000	39,918	95,803	96,000	197	1,000
United/SkyWest/Continental (Counter/Office/Queue)	72,231	84,167	73,261	48,000	19,890	47,736	48,000	264	-
Allegiant (Counter/Office/Queue)	-	-	4,825	8,000	3,932	15,511	16,000	489	8,000
AirTran (Counter/Office/Queue)	9,476	8,079	-	-	-	-	-	-	-
American (Counter/Office/Queue)	4,725	5,239	-	-	-	-	-	-	-
Turn Fees-Non-Scheduled Airlines	22,990	7,995	16,195	35,000	9,568	9,568	-	(9,568)	(35,000)
Total Terminal Space Rentals - Airline	1,308,410	1,291,689	1,274,685	1,240,000	565,881	1,243,817	1,300,000	56,183	60,000
Concessions									
Food & Beverage, Gift, Info	52,610	110,572	99,105	100,000	53,557	108,200	105,000	(3,200)	5,000
Advertising	71,505	84,107	110,646	120,000	34,110	120,000	165,000	45,000	45,000
Brochure Sales	19,333	21,405	27,455	24,750	9,115	21,876	26,500	4,624	1,750
Guest Services	3,150	3,067	2,763	3,285	1,373	3,295	3,285	(10)	-
Art in the Airport	244	160	134	200	-	-	-	-	(200)
Baggage Cart	188	28	-	-	-	-	-	-	-
Sanitary Machines	89	85	49	80	40	96	80	(16)	-
Massage Chairs & Phone Charger (SmarteCarte)	785	100	-	-	-	-	-	-	-
ATM	1,875	1,540	1,362	1,600	478	1,147	1,100	(47)	(500)
Total Concessions	149,779	221,064	241,514	249,915	98,673	254,614	300,965	46,351	51,050
Auto Parking									
Public Parking	2,520,421	2,586,409	2,486,102	2,350,000	1,203,469	2,430,000	2,500,000	70,000	150,000
Commuter Parking	16,602	18,852	18,162	21,000	3,974	21,000	19,725	(1,275)	(1,275)

**GREATER ASHEVILLE REGIONAL AIRPORT AUTHORITY
REVENUE BUDGET ANALYSIS FOR FISCAL YEAR 2014-2015**

	Historical, Actual Revenue			FY 2013-2014			Proposed Budget Fiscal Year 2014-2015	Difference Est FY13-14 To Budget FY14-15	Difference Bud FY13-14 To Budget FY14-15
	Fiscal Year 2010-2011	Fiscal Year 2011-2012	Fiscal Year 2012-2013	Fiscal Year 2013-2014 Budget	11/30/13 FYTD Actual Revenue	5 Projection for Full Fiscal Year			
Revenue Sources									
Total Auto Parking	2,537,023	2,605,261	2,504,264	2,371,000	1,207,443	2,451,000	2,519,725	68,725	148,725
Rental Car									
Rental Car - Car Rentals									
All Companies % (Signatory)	-	-	-	-	-	-	-	-	-
Avis MAG	243,417	250,417	258,333	245,250	102,917	247,001	244,000	(3,001)	(1,250)
Hertz MAG	420,825	441,750	463,942	426,109	179,650	431,160	422,500	(8,660)	(3,609)
Enterprise MAG	164,167	216,010	267,446	271,700	106,154	252,300	250,000	(2,300)	(21,700)
Budget MAG	160,793	165,555	170,501	161,918	67,943	163,063	161,100	(1,963)	(818)
National/Alamo MAG	245,686	253,056	260,649	247,533	103,868	249,283	246,284	(2,999)	(1,249)
Avis %	-	-	-	-	-	-	-	-	-
Hertz %	-	-	-	-	-	-	-	-	-
Enterprise %	73,946	87,491	15,942	-	-	-	-	-	-
Budget %	1,666	-	-	-	-	-	-	-	-
National/Alamo %	-	-	-	-	-	-	-	-	-
Off Airport % - Thrifty	20,626	17,377	16,392	18,000	6,270	15,048	14,000	(1,048)	(4,000)
Off Airport % - U Save	3,486	614	-	-	-	-	-	-	-
Off Airport % - Dollar	5,860	5,192	4,348	3,000	4,521	10,850	9,000	(1,850)	6,000
Subtotal Car Rentals	1,340,472	1,437,462	1,457,553	1,373,510	571,323	1,368,705	1,346,884	(21,821)	(26,626)
Rental Car - Facility Rent									
Avis (Counter & Office)	31,531	30,500	32,316	33,532	13,917	33,401	34,707	1,306	1,174
Hertz (Counter & Office)	30,326	32,072	37,019	38,657	16,044	38,506	40,011	1,505	1,354
Enterprise (Counter & Office)	26,459	25,631	28,844	30,079	12,483	29,959	31,132	1,173	1,053
Vanguard/National/Alamo (Counter & Office)	30,326	31,928	37,105	38,768	16,090	38,616	40,126	1,510	1,358
Budget (Counter & Office)	28,872	28,843	34,164	35,760	14,841	35,618	37,023	1,405	1,262
Avis (Ready/Return)	8,460	8,103	7,821	7,978	3,233	7,759	7,772	13	(207)
Hertz (Ready/Return)	13,256	13,360	12,580	12,672	5,416	12,998	14,086	1,088	1,415
Enterprise (Ready/Return)	6,911	9,095	11,681	12,672	5,102	12,245	12,143	(102)	(528)
Vanguard/National/Alamo (Ready/Return)	10,010	9,747	9,635	9,856	4,169	10,006	10,686	680	831
Budget (Ready/Return)	6,626	6,571	6,802	7,040	2,921	7,010	7,286	276	246
Avis (Service Facility)	38,393	36,640	35,313	36,050	14,760	35,424	36,066	642	16
Hertz (Service Facility)	59,724	61,402	59,980	61,287	25,904	62,170	66,332	4,162	5,045
Enterprise (Service Facility)	34,646	42,748	55,368	60,083	24,266	58,238	58,040	(198)	(2,043)
Budget (Service Facility)	29,608	29,622	26,695	26,441	11,175	26,820	28,613	1,793	2,172
Vanguard/National/Alamo (Service Facility)	46,325	45,716	46,349	47,673	19,986	47,966	50,588	2,622	2,915
Avis CAM fee	13,920	15,909	13,757	-	4,424	10,618	-	(10,618)	-
Hertz CAM fee	16,652	17,624	15,353	-	6,284	15,082	-	(15,082)	-
Enterprise CAM fee	9,544	12,403	14,068	-	5,616	13,478	-	(13,478)	-

**GREATER ASHEVILLE REGIONAL AIRPORT AUTHORITY
REVENUE BUDGET ANALYSIS FOR FISCAL YEAR 2014-2015**

	Historical, Actual Revenue			FY 2013-2014			Proposed Budget Fiscal Year 2014-2015	Difference Est FY13-14 To Budget FY14-15	Difference Bud FY13-14 To Budget FY14-15
	Fiscal Year 2010-2011	Fiscal Year 2011-2012	Fiscal Year 2012-2013	Fiscal Year 2013-2014 Budget	11/30/13 FYTD Actual Revenue	5 Projection for Full Fiscal Year			
Revenue Sources									
Vanguard/National/Alamo CAM fee	23,040	21,265	17,263		5,664	13,594		(13,594)	-
Budget CAM fee	9,128	8,236	6,995		3,694	8,866		(8,866)	-
Common Area Maintenance (Service Facility)				66,631		-	62,678	62,678	(3,953)
Subtotal Facility Rent	473,757	487,415	509,108	525,180	215,989	518,374	537,289	18,915	12,109
Total Rental Car	1,814,229	1,924,877	1,966,661	1,898,690	787,312	1,887,079	1,884,173	(2,906)	(14,517)
Commercial Ground Transportation									
Employee Parking	11,260	13,075	18,266	13,900	2,597	13,900	13,900	-	-
Ground Transportation Fees	7,150	37,062	24,389	23,000	6,850	23,000	23,800	800	800
Total Commercial Ground Transportation	18,410	50,137	42,655	36,900	9,447	36,900	37,700	800	800
Landing Fees									
Delta Air Lines	206,905	248,194	265,940		117,100	236,566		(236,566)	-
Air Tran	32,277	26,851	-		-	-		-	-
US Airways	175,050	207,449	210,521		98,771	199,537		(199,537)	-
SkyWest / United	55,426	92,853	70,668		33,371	67,416		(67,416)	-
Allegiant	-	-	20,793		16,423	47,878		(47,878)	-
American	1,017	2,976	-		-	-		-	-
Total Scheduled Carriers	-	-	-	540,000	-	-	565,000	565,000	25,000
Charter Fees	6,667	9,322	5,087	8,000	787	1,889	1,500	(389)	(6,500)
Total Landing Fees	477,342	587,645	573,009	548,000	266,452	553,286	566,500	13,214	18,500
FBOs									
Percentage Fee	169,181	22,439	18,242	17,000	8,716	20,918	18,000	(2,918)	1,000
Optional Parcel Fee - Gravel Lot	12,000	12,000	9,000	-	-	-	-	-	-
T-Hangar	83,161	77,873	80,096	81,051	33,771	81,050	82,024	974	973
Bulk Hangar #1	116,874	109,224	112,342	113,682	47,368	113,683	115,046	1,363	1,364
Bulk Hangar #2	203,428	205,928	211,806	214,333	89,305	214,332	216,905	2,573	2,572
Land Rent	200,489	446,292	456,396	453,961	189,151	453,962	459,418	5,456	5,457
Apron Rent	26,798	-	-	-	-	-	-	-	-
Option Parcel Fee	8,712	8,712	8,712	8,712	3,630	8,712	8,712	-	-
Fuel Flowage Fee	51,790	64,616	64,092	70,000	31,601	75,842	70,000	(5,842)	-
Subtotal FBOs	872,433	947,084	960,686	958,739	403,542	968,499	970,105	1,606	11,366
Belle Aircraft Maintenance									
Percentage Fee	10,765	8,255	9,256	8,000	3,458	8,299	8,000	(299)	-
Total FBOs/SASOs	883,198	955,339	969,942	966,739	407,000	976,798	978,105	1,307	11,366
Building Leases									

**GREATER ASHEVILLE REGIONAL AIRPORT AUTHORITY
REVENUE BUDGET ANALYSIS FOR FISCAL YEAR 2014-2015**

	Historical, Actual Revenue			FY 2013-2014			Proposed Budget Fiscal Year 2014-2015	Difference Est FY13-14 To Budget FY14-15	Difference Bud FY13-14 To Budget FY14-15
	Fiscal Year 2010-2011	Fiscal Year 2011-2012	Fiscal Year 2012-2013	Fiscal Year 2013-2014 Budget	11/30/13 FYTD Actual Revenue	5 Projection for Full Fiscal Year			
Revenue Sources									
Rental Houses	9,398	9,000	13,510	20,640	8,730	20,952	21,004	52	364
Advantage West	79,250	79,250	81,075	81,074	34,140	81,936	72,000	(9,936)	(9,074)
Lacy Griffin Building (WNC Aviation)	21,785	23,045	23,063	23,089	9,706	23,294	20,472	(2,822)	(2,617)
Cargo Building (US Airways)	12,000	12,925	12,948	12,948	5,452	13,085	13,086	1	138
Total Building Leases	122,433	124,220	130,596	137,751	58,028	139,267	126,562	(12,705)	(11,189)
Land Leases									
Pasture Rent	600	600	600	600	250	600	600	-	-
Lamar (Billboard)	2,534	3,338	3,225	3,325	1,375	3,300	3,425	125	100
US Forest Service - Tanker	9,766	10,103	10,294	10,320	4,333	10,399	10,320	(79)	-
Waddell/Triangle Stop	-	-	-	-	-	12,292	32,779	20,487	32,779
Golf Center	10,328	10,682	10,928	10,963	4,600	11,040	11,093	53	130
Total Land Leases	23,228	24,723	25,047	25,208	10,558	37,631	58,217	20,586	33,009
Other Leases/Fees									
LEO Services (TSA)	162,423	137,926	121,809	116,800	48,960	116,800	116,800	-	-
Shared Terminal Services - Airlines on AirIT	43,645	44,934	15,861	10,000	6,111	15,845	20,000	4,155	10,000
Security Fee (Airlines)	191,585	208,310	222,368	240,000	121,861	253,184	260,000	6,816	20,000
Security Fee (Rental Car)	61,196	68,481	65,541	67,000	28,097	67,433	67,000	(433)	-
Security Fee (ID Media)	14,102	13,988	20,155	20,000	9,351	22,442	20,000	(2,442)	-
Telecommunication Fees (Voice/Data)	42,190	44,970	42,630	62,000	20,020	48,048	49,000	952	(13,000)
Sale of Assets	7,667	-	-	-	-	-	-	-	-
Misc	7,126	5,537	4,568	1,000	2,186	3,000	1,000	(2,000)	-
Tenant Services/Assessment Fees	10,397	9,692	11,034	1,000	6,258	8,000	1,000	(7,000)	-
Annual Event Fees/Sponsorships	-	22,590	27,107	24,000	23,420	23,420	24,000	580	-
Total Other Leases	540,331	556,428	531,073	541,800	266,264	558,172	558,800	628	17,000
Total Revenue	\$ 8,104,075	\$ 8,571,818	\$ 8,501,395	\$ 8,249,414	\$ 3,775,728	\$ 8,375,370	\$ 8,569,942	\$ 194,572	\$ 320,528

**GREATER ASHEVILLE REGIONAL AIRPORT AUTHORITY
EXPENSE BUDGET ANALYSIS FOR FISCAL YEAR 2014-2015**

	Historical, Actual Expenses			FY 2013-2014			Proposed Budget Fiscal Year 2014-2015	Difference Est FY13-14 To Budget FY14-15	Difference Bud FY13-14 To Budget FY14-15
	Fiscal Year 2010-2011	Fiscal Year 2011-2012	Fiscal Year 2012-2013	Fiscal Year 2013-2014 Budget	11/30/13 FYTD Actual Expenses	Projection for Full Fiscal Year			
Expenses									
PERSONNEL SERVICES									
Regular Salaries	\$ 2,318,335	\$ 2,581,816	\$ 2,643,096	\$ 2,964,628	\$ 1,108,124	\$ 2,822,855	\$ 2,939,180	\$ 116,325	\$ (25,448)
Overtime	68,132	55,876	47,859	67,900	18,227	62,467	67,700	5,233	(200)
Salary Adjustment/Bonus Pool (a)	-	-	-	26,109	-	-	96,478	96,478	70,369 (a)
LEO Special Separation Allowance	40,783	40,783	20,468	23,367	5,033	25,377	24,118	(1,259)	751
Longevity	20,622	29,327	36,430	40,262	14,037	40,262	45,400	5,138	5,138
Unemployment Claims	4,940	15,517	9,151	28,280	1,424	28,280	14,000	(14,280)	(14,280)
Retiree Health	35,456	33,353	33,130	31,008	9,156	31,582	40,655	9,073	9,647
Benefits	980,903	1,073,915	1,085,651	1,366,019	488,960	1,292,803	1,504,318	211,515	138,299
Total Personnel Services	3,469,171	3,830,587	3,875,785	4,547,573	1,644,961	4,303,626	4,731,849	428,223	184,276
	<small>(a) FY14's \$26,109 represents balance of pool not allocated to employees.</small>								
OPERATING EXPENSES									
Professional Services									
Professional Services - General	137,424	39,352	56,922	116,578	30,861	122,640	91,900	(30,740)	(24,678)
Professional Services - Legal	51,482	35,889	66,082	40,000	7,916	40,000	40,000	-	-
Artwork and Creative Production	19,112	29,759	9,337	19,000	7,845	19,000	26,000	7,000	7,000
Surveys, Reports & Data	51,815	41,575	31,031	32,300	12,625	38,600	24,800	(13,800)	(7,500)
Physicals & Drug Screens	1,299	2,607	1,702	1,200	593	1,200	1,500	300	300
Engineering and Architectural	29,959	(815)	-	20,000	-	-	-	-	(20,000)
Website Maintenance	2,148	2,148	2,200	3,100	3,100	3,100	3,200	100	100
Auditors	19,000	12,200	12,400	15,000	6,200	15,000	15,000	-	-
Temporary Help	26,756	55,351	74,854	30,600	41,849	96,297	70,000	(26,297)	39,400
Relocation Expense	13,968	-	-	-	-	-	-	-	-
Total Professional Services	352,963	218,066	254,528	277,778	110,989	335,837	272,400	(63,437)	(5,378)
Contractual Services									
Computer Technical Support	21,954	22,560	22,884	23,500	10,717	23,500	21,300	(2,200)	(2,200)
Landscaping	9,600	9,600	9,600	12,000	3,925	9,420	9,420	-	(2,580)
Parking Management Contract	338,751	343,649	351,964	370,351	150,166	360,398	380,719	20,321	10,368
Other Contractual Services	193,545	209,292	205,426	210,437	58,127	209,237	203,759	(5,478)	(6,678)
Elevator Maintenance Contract	3,756	4,653	35,417	4,213	2,056	4,934	4,000	(934)	(213)
Fire Alarm Systems Contract	9,381	9,800	14,314	13,500	7,035	16,884	15,500	(1,384)	2,000
	576,987	599,554	639,605	634,001	232,026	624,373	634,698	10,325	697
Travel and Training									
Travel & Per Diem	89,331	108,297	107,446	116,795	33,052	116,595	115,995	(600)	(800)
Training & Education	17,093	24,667	23,168	42,240	4,835	33,960	33,700	(260)	(8,540)
Total Travel and Training	106,424	132,964	130,614	159,035	37,887	150,555	149,695	(860)	(9,340)
Communications and Freight									
Postage	4,274	3,853	3,760	4,475	1,400	3,360	4,500	1,140	25
Express Mail Delivery	1,408	906	1,318	1,500	560	1,344	1,500	156	-
Telecommunications	54,760	57,412	61,842	71,848	25,803	73,248	60,666	(12,582)	(11,182)
Online Services	547	878	1,117	2,500	983	2,420	2,500	80	-

**GREATER ASHEVILLE REGIONAL AIRPORT AUTHORITY
EXPENSE BUDGET ANALYSIS FOR FISCAL YEAR 2014-2015**

Expenses	Historical, Actual Expenses			FY 2013-2014			Proposed Budget Fiscal Year 2014-2015	Difference Est FY13-14 To Budget FY14-15	Difference Bud FY13-14 To Budget FY14-15
	Fiscal Year 2010-2011	Fiscal Year 2011-2012	Fiscal Year 2012-2013	Fiscal Year 2013-2014 Budget	11/30/13 FYTD Actual Expenses	Projection for Full Fiscal Year			
Total Communications and Freight	60,989	63,049	68,037	80,323	28,746	80,372	69,166	(11,206)	(11,157)
Rentals and Leases									
Rentals & Leases	14,831	14,437	13,592	12,316	5,060	12,206	11,716	(490)	(600)
Total Rentals and Leases	14,831	14,437	13,592	12,316	5,060	12,206	11,716	(490)	(600)
Insurance									
Property & Casualty	55,037	38,742	41,334	49,000	18,338	44,011	51,200	7,189	2,200
General Liability	33,530	31,770	31,875	35,000	13,798	33,115	36,400	3,285	1,400
Auto Liability	13,970	19,119	18,848	22,500	8,596	20,630	22,800	2,170	300
Other Insurance & Bonds	41,579	33,215	34,240	38,000	14,244	34,186	40,300	6,114	2,300
Worker's Compensation Insurance	37,490	62,488	66,997	85,000	25,348	60,835	75,000	14,165	(10,000)
Total Insurance	181,606	185,334	193,294	229,500	80,324	192,777	225,700	32,923	(3,800)
Utility Services									
Electric Service	304,432	307,263	289,704	329,725	133,922	320,775	363,793	43,018	34,068
Gas Service	52,405	38,815	38,375	52,520	8,909	44,152	60,141	15,989	7,621
Water/Sewer Service	53,784	35,124	41,082	49,770	19,434	57,673	63,714	6,041	13,944
Total Utility Services	410,621	381,202	369,161	432,015	162,265	422,600	487,648	65,048	55,633
Repairs and Maintenance									
Other Repairs & Maintenance	7,698	17,189	19,364	17,000	5,479	17,031	19,850	2,819	2,850
Terminal, Buildings and Grounds	177,713	150,989	241,863	214,469	48,047	214,000	233,200	19,200	18,731
Vehicles and Heavy Equipment	52,616	77,158	64,390	75,000	24,795	75,000	78,000	3,000	3,000
Airport and Airfield Equipment	35,776	85,022	15,830	15,500	4,097	9,833	15,500	5,667	-
Total Repairs and Maintenance	273,803	330,358	341,447	321,969	82,418	315,864	346,550	30,686	24,581
Printing & Binding									
Printing & Binding	8,345	7,905	9,623	8,400	1,810	9,200	9,100	(100)	700
Banners	-	535	2,798	3,500	837	3,500	2,700	(800)	(800)
Total Printing & Binding	8,345	8,440	12,421	11,900	2,647	12,700	11,800	(900)	(100)
Promotional Activities									
Radio	51,537	35,122	9,362	12,000	-	12,000	12,000	-	-
Billboards	36,699	35,600	31,090	39,000	18,500	39,000	36,000	(3,000)	(3,000)
Print	20,276	14,650	32,225	17,100	13,393	17,100	17,100	-	-
TV	37,619	55,585	59,446	64,000	20,400	64,000	64,000	-	-
Telephone Book	1,088	1,048	1,011	800	448	900	600	(300)	(200)
Web Advertising	17,818	29,414	28,950	47,800	10,547	47,800	47,000	(800)	(800)
Air Service Development	-	-	590	1,500	335	1,000	750	(250)	(750)
Other Promotional Events/Sponsorships	6,871	12,424	14,778	24,000	5,337	20,050	19,050	(1,000)	(4,950)
Community Events/Exhibits/Sponsorships	23,547	49,753	53,623	51,000	19,758	49,066	47,200	(1,866)	(3,800)
Employee/Tenant Events	21,448	19,919	23,898	30,225	10,261	29,299	28,765	(534)	(1,460)
Wellness	8,132	4,991	4,269	4,500	3,189	4,500	4,500	-	-

**GREATER ASHEVILLE REGIONAL AIRPORT AUTHORITY
EXPENSE BUDGET ANALYSIS FOR FISCAL YEAR 2014-2015**

Expenses	Historical, Actual Expenses			FY 2013-2014			Proposed Budget Fiscal Year 2014-2015	Difference Est FY13-14 To Budget FY14-15	Difference Bud FY13-14 To Budget FY14-15
	Fiscal Year 2010-2011	Fiscal Year 2011-2012	Fiscal Year 2012-2013	Fiscal Year 2013-2014 Budget	11/30/13 FYTD Actual Expenses	Projection for Full Fiscal Year			
Total Promotional Activities	225,035	258,506	259,242	291,925	102,168	284,715	276,965	(7,750)	(14,960)
Other Current Charges and Obligations									
Legal Notices & Advertising	2,653	666	1,351	6,000	2,602	6,000	4,000	(2,000)	(2,000)
Credit Card & Bank Fees	57,073	62,605	61,214	67,000	28,879	68,000	70,000	2,000	3,000
Other Current Charges & Obligations	10,055	6,293	5,941	7,000	1,372	7,000	7,000	-	-
In Terminal Advertising	-	-	-	13,700	-	10,000	16,400	6,400	2,700
Miscellaneous Expense	119,805	2,280	-	-	-	-	-	-	-
Total Other Current Charges and Obligations	189,586	71,844	68,506	93,700	32,853	91,000	97,400	6,400	3,700
Operating Supplies									
Office Supplies	8,501	10,664	7,944	12,000	2,327	10,000	10,000	-	(2,000)
Vehicle Fuel	40,248	38,231	36,936	45,000	17,873	45,000	43,000	(2,000)	(2,000)
Shop Supplies	2,529	5,266	2,535	5,000	1,896	5,000	5,000	-	-
Other Operating Supplies	54,801	37,575	30,640	57,993	26,303	54,988	69,753	14,765	11,760
Art Program Supplies	371	998	810	1,200	287	1,200	2,000	800	800
Promotional Supplies	14,947	13,629	12,145	12,500	2,703	12,500	12,250	(250)	(250)
Holiday Decorations	541	-	741	600	6,001	7,300	4,500	(2,800)	3,900
Chemicals and Safety	6,633	5,156	4,300	79,512	2,124	79,012	82,012	3,000	2,500
Small Tools and Equipment	14,762	12,669	8,852	12,000	5,889	11,500	11,400	(100)	(600)
Custodial Supplies	6,674	14,234	12,765	10,000	7,751	11,000	12,000	1,000	2,000
Custodial Consumables	35,229	32,163	28,943	30,000	13,605	31,000	33,000	2,000	3,000
Operating Furniture, Fixtures, Equipment and Software	17,873	45,580	25,437	24,172	7,682	23,872	37,721	13,849	13,549
Uniforms	12,424	14,810	7,931	19,800	2,796	18,407	13,700	(4,707)	(6,100)
Firefighter Equipment	1,402	3,479	968	2,500	680	2,300	2,200	(100)	(300)
Total Operating Supplies	216,935	234,454	180,947	312,277	97,917	313,079	338,536	25,457	26,259
Books, Publications, Subscriptions & Memberships									
Books, Publications, Compact Disks, Videos & Subscriptions	3,632	3,004	3,920	5,592	1,271	5,077	6,025	948	433
Dues & Memberships	20,061	28,292	29,150	34,970	4,490	28,001	27,065	(936)	(7,905)
Licenses and Certification Fees	60	204	585	720	475	720	720	-	-
Total Books, Publications, Subscriptions & Mem.	23,753	31,500	33,655	41,282	6,236	33,798	33,810	12	(7,472)
Emergency Repair	21,552	63,619	81,892	90,000	-	90,000	75,000	(15,000)	(15,000)
TOTAL SERVICES & MATERIALS	2,663,430	2,593,327	2,646,941	2,988,021	981,536	2,959,876	3,031,084	71,208	43,063
TOTAL OPERATING EXPENSES, INCLUDING EMERGENCY REPAIR EXPENSE	\$ 6,132,601	\$ 6,423,914	\$ 6,522,726	\$ 7,535,594	\$ 2,626,497	\$ 7,263,502	\$ 7,762,933	\$ 499,431	\$ 227,339
								6.9%	3.0%

**GREATER ASHEVILLE REGIONAL AIRPORT AUTHORITY
ASHEVILLE REGIONAL AIRPORT**

Administrative

BASIC OPERATING BUDGET

FY 2014-2015

Fund ARA
Department Admin
Department # 11
Cost Center 00
Source 00

106,055

Account Code					Description	Item	Summary
Fund	Acct.	Sec.	C.C.	Source		Amount	Amount

PERSONNEL SERVICES

ARA	500000	11	00	00	Salaries	90,158	90,158
ARA	500015	11	00	00	Salary Adjustment Pool	96,478	96,478
ARA	500016	11	00	00	Longevity	1,532	1,532
ARA	500018	11	00	00	Unemployment Claims	14,000	14,000
ARA	500020	11	00	00	Overtime	-	-
ARA	500165	11	00	00	Retiree Health	40,655	40,655
Benefits:							
ARA	500017	11	00	00	Medical Reimbursements	100	28,198
ARA	500050	11	00	00	FICA Taxes	8,289	
ARA	500070	11	00	00	LGERS retirement	5,783	
ARA	500080	11	00	00	401k	3,983	
ARA	500160	11	00	00	Medical	8,131	
ARA	500260	11	00	00	Dental	1,172	
ARA	500360	11	00	00	Life Insurance	255	
ARA	500460	11	00	00	Disability	485	
TOTAL PERSONNEL SERVICES							271,021

OPERATING EXPENSES

Professional Services

ARA	604000	11	00	00	Professional Services - General		4,900
					HRA's for Employees	2,700	
					HRA's for Spouses	950	
					HRA Report	250	
					Infinisource - COBRA Administration	1,000	
ARA	604020	11	00	00	Physicals and Drug Screens		1,500
					Physicals & Drug Screens	1,500	
ARA	641000	11	00	00	Temporary Help		-
					Receptionist vacation coverage	-	
Travel and Training							
ARA	650000	11	00	00	Travel, Per Diem, Conference Registration		6,850
					ACI HR Conference	1,850	
					Risk Management or Benefit Conference	1,850	
					Applicant Travel	750	
					Local Travel	2,400	
ARA	651000	11	00	00	Training & Education		1,500
					HR Training/HR Laws Update/HR Education	1,500	
					Tuition reimbursement for employees		
Communications and Freight							
ARA	660000	11	00	00	Postage		4,500
					Postage	4,500	
ARA	661000	11	00	00	Express Mail Delivery		1,500
					Express mail	1,500	

**GREATER ASHEVILLE REGIONAL AIRPORT AUTHORITY
ASHEVILLE REGIONAL AIRPORT**

Administrative

BASIC OPERATING BUDGET
FY 2014-2015

Fund ARA
Department Admin
Department # 11
Cost Center 00
Source 00

106,055

Account Code		Description			Item	Summary
Fund	Acct.	Sec.	C.C.	Source	Amount	Amount

Rentals and Leases						
ARA	664000	11	00	00	Rentals and Leases	400
					Neopost postage machine rental	400
Insurance						
ARA	670000	11	00	00	Property Insurance	51,200
					Property insurance	51,200
ARA	671000	11	00	00	General Liability	36,400
					General liability insurance	36,400
ARA	672000	11	00	00	Auto Liability	22,800
					Auto liability insurance	22,800
ARA	673000	11	00	00	Other Insurance and Bonds	40,300
					Public officials insurance	14,800
					Police professional liability insurance	24,500
					Crime insurance	1,000
ARA	674000	11	00	00	Worker's Compensation Insurance	75,000
					Workers' compensation insurance	75,000
Printing & Binding						
ARA	730000	11	00	00	Printing & Binding	300
					Printing and Binding	300
Promotional Activities						
ARA	740101	11	00	00	Community Events/Exhibits/Sponsorships	200
					United Way campaign	200
ARA	740115	11	00	00	Employee/Tenant Appreciation	21,940
					Employee birthday coupons	640
					Employee picnic	3,000
					Employee flowers (funeral/hospital)	400
					Employee service awards	1,100
					Employee holiday checks/gift cards	14,300
					Employee holiday lunches	2,500
ARA	740119	11	00	00	Wellness	4,500
					Wellness	4,500
Other Current Charges and Obligations						
ARA	750000	11	00	00	Legal Notices & Placements	4,000
					Employment advertising/Legal Notices	4,000
Operating Supplies						

**GREATER ASHEVILLE REGIONAL AIRPORT AUTHORITY
ASHEVILLE REGIONAL AIRPORT**

Administrative

BASIC OPERATING BUDGET

FY 2014-2015

Fund ARA
Department Admin
Department # 11
Cost Center 00
Source 00

106,055

Account Code					Description	Item Amount	Summary Amount
Fund	Acct.	Sec.	C.C.	Source			
ARA	760000	11	00	00	Office Supplies		10,000
					Office supplies	10,000	
ARA	770300	11	00	00	Operating Supplies		4,000
					Administrative supplies	4,000	
ARA	771000	11	00	00	Operating Furniture, Fixtures, Equipment and Software Greater than \$100 & up to \$5,000		500
					HR furniture & equipment	500	
Books, Publications, Subscriptions and Memberships							
ARA	780100	11	00	00	Dues & Memberships		945
					SHRM	350	
					WNCHR	175	
					NC PRIMA	50	
					IPMA-HR	150	
					PRIMA	220	
ARA	780500	11	00	00	Books, Publications, Compact Disks, Videos & Subscriptions		250
					HR Books/Publications	250	
TOTAL OPERATING EXPENSES							293,485
SECTION TOTAL							564,506

GREATER ASHEVILLE REGIONAL AIRPORT AUTHORITY

Administrative

Fiscal Year 2014/2015

Variance Analysis

Acct #	Description	FY2014 Budget				FY2014 Estimated Actual				FY2013 Actual			FY 2012
		FY 2015 Budget	FY 2014 Budget	Increase/Decrease		FY 2014 5 Months	FY 2014 Estimate	Increase/Decrease		FY 2013 Actual	Increase/Decrease		FY 2012 Actual
				Amount	Percent			Amount	Percent		Amount	Percent	
500000	Salaries	90,158	104,523	(14,365)	-13.74%	43,375	90,000	158	0.18%	99,683	(9,525)	-9.56%	98,544
500015	Salary Adjustment Pool	96,478	26,109	70,369	269.52%	0	0	96,478	100%	(2,652)	99,130	-3737.93%	0
500016	Longevity	1,532	2,050	(518)	-25.27%	2,050	2,050	(518)	-25.27%	555	977	176.04%	540
500018	Unemployment Claims	14,000	28,280	(14,280)	-50.50%	1,424	28,280	(14,280)	-50.50%	9,151	4,849	52.99%	15,517
500165	Retiree Health	40,655	31,008	9,647	31.11%	9,156	31,582	9,073	28.73%	33,131	7,524	22.71%	33,353
500017	Medical Reimbursements	100	100	0	0.00%	0	100	0	0.00%	100	0	0.00%	100
500050	FICA Taxes	8,289	9,208	(919)	-9.98%	3,574	7,333	956	13.04%	7,932	357	4.50%	7,721
500070	LGERS retirement	5,783	7,535	(1,752)	-23.25%	3,212	5,802	(19)	-0.33%	6,773	(990)	-14.62%	6,869
500080	401k	3,983	5,329	(1,346)	-25.26%	2,271	4,103	(120)	-2.92%	5,020	(1,037)	-20.66%	4,901
500160	Medical	8,131	13,437	(5,306)	-39.49%	5,597	9,993	(1,862)	-18.63%	11,927	(3,796)	-31.83%	11,118
500260	Dental	1,172	1,421	(249)	-17.52%	140	1,243	(71)	-5.71%	1,361	(189)	-13.89%	1,361
500360	Life Insurance	255	391	(136)	-34.78%	149	325	(70)	-21.54%	524	(269)	-51.34%	357
500460	Disability	485	718	(233)	-32.45%	246	500	(15)	-3.00%	591	(106)	-17.94%	591
	Total Benefits	28,198	38,139	(9,941)	-26.07%	15,189	29,399	(1,201)	-4.09%	34,228	(6,030)	-17.62%	33,018
	Total Personal Services	271,021	230,109	40,912	17.78%	71,194	181,311	89,710	49.48%	174,096	96,925	55.67%	180,972
604000	Professional Services - General	4,900	16,650	(11,750)	-70.57%	6,562	23,212	(18,312)	-78.89%	2,410	2,490	103.32%	3,305
604020	Physicals and Drug Screens	1,500	1,200	300	25.00%	593	1,200	300	25.00%	1,702	(202)	-11.87%	284
641000	Temporary Help	0	600	(600)	-100.00%	778	11,518	(11,518)	-100.00%	663	(663)	-100.00%	711
650000	Travel, Per Diem, Conference Registration	6,850	6,400	450	7.03%	2,598	6,235	615	9.86%	9,035	(2,185)	-24.18%	7,413
651000	Training & Education	1,500	3,500	(2,000)	-57.14%	0	0	1,500	100%	1,092	408	37.36%	1,010
660000	Postage	4,500	4,475	25	0.56%	1,400	3,360	1,140	33.93%	1,760	2,740	155.68%	1,442
661000	Express Mail Delivery	1,500	1,500	0	0.00%	560	1,344	156	11.61%	1,319	181	13.72%	906
664000	Rentals and Leases	400	1,000	(600)	-60.00%	100	300	100	33.33%	2,170	(1,770)	-81.57%	2,100
670000	Property and Casualty Insurance	51,200	49,000	2,200	4.49%	18,338	44,011	7,189	16.33%	41,334	9,866	23.87%	38,742
671000	General Liability	36,400	35,000	1,400	4.00%	13,798	33,115	3,285	9.92%	31,875	4,525	14.20%	31,770
672000	Auto Liability	22,800	22,500	300	1.33%	8,596	20,630	2,170	10.52%	18,848	3,952	20.97%	19,119
673000	Other Insurance & Bonds	40,300	38,000	2,300	6.05%	14,244	34,186	6,114	17.89%	34,240	6,060	17.70%	33,215
674000	Worker's Compensation Insurance	75,000	85,000	(10,000)	-11.76%	25,348	60,835	14,165	23.28%	66,997	8,003	11.95%	62,488
730000	Printing & Binding	300	300	0	0.00%	175	300	0	0.00%	108	192	177.78%	389
740101	Other Community Events/Exhibits/Sponsorship	200	200	0	0.00%	66	66	134	203.03%	186	14	7.53%	182
740115	Employee/Tenant Appreciation	21,940	23,100	(1,160)	-5.02%	7,672	23,100	(1,160)	-5.02%	18,836	3,104	16.48%	15,610
740119	Wellness	4,500	4,500	0	0.00%	3,190	4,500	0	0.00%	4,269	231	5.41%	4,991
750000	Legal Notices & Advertising	4,000	6,000	(2,000)	-33.33%	2,602	6,000	(2,000)	-33.33%	1,351	2,649	196.08%	666
760000	Office Supplies	10,000	12,000	(2,000)	-16.67%	2,327	10,000	0	0.00%	7,944	2,056	25.88%	10,664
770300	Operating Supplies	4,000	4,000	0	0.00%	820	2,220	1,780	80.18%	3,919	81	2.07%	3,169
771000	Operating Furniture, Fixtures and Equipment	500	500	0	0.00%	0	500	0	0.00%	507	(7)	-1.38%	440
780100	Dues & Memberships	945	710	235	33.10%	225	710	235	33.10%	794	151	19.02%	649
780500	Books & Publications	250	450	(200)	-44.44%	0	450	(200)	-44.44%	0	250	100%	35
	Total Services & Mat'ls.	293,485	316,585	(23,100)	-7.30%	109,992	287,793	5,692	1.98%	251,359	42,126	16.76%	239,300
	Department Total	564,506	546,694	17,812	3.26%	181,186	469,104	95,402	20.34%	425,455	139,051	32.68%	420,272

Comments:

**GREATER ASHEVILLE REGIONAL AIRPORT AUTHORITY
ASHEVILLE REGIONAL AIRPORT**

Development

**BASIC OPERATING BUDGET
FY 2014-2015**

Fund ARA
Department Development
Department # 70
Cost Center 00
Source 00

154,133

Account Code		Description			Item	Summary
Fund	Acct.	Sec.	C.C.	Source	Amount	Amount

PERSONNEL SERVICES

ARA	500000	70	00	00	Salaries	153,038	153,038
ARA	500016	70	00	00	Longevity	795	795
ARA	500020	70	00	00	Overtime	300	300
<u>Benefits:</u>							
ARA	500017	70	00	00	Medical Reimbursements	100	71,926
ARA	500050	70	00	00	FICA Taxes	12,689	
ARA	500070	70	00	00	LGERS retirement	11,579	
ARA	500080	70	00	00	401k	7,974	
ARA	500160	70	00	00	Medical	36,426	
ARA	500260	70	00	00	Dental	1,844	
ARA	500360	70	00	00	Life Insurance	471	
ARA	500460	70	00	00	Disability	843	

TOTAL PERSONNEL SERVICES

226,059

OPERATING EXPENSES

Professional Services

ARA	604000	70	00	00	Professional Services - General		30,000
					Surveys, Appraisals, Reports, Consultant Svcs, Misc.	30,000	
ARA	604017	70	00	00	Surveys, Reports & Data		-
ARA	604030	70	00	00	Engineering and Architectural		-

Travel and Training

ARA	650000	70	00	00	Travel, Per Diem, Conference Registration		17,000
					AAAE NAC	2,500	
					NBAA	1,600	
					SEC- Board Travel	800	
					SEC - AAAE Annual Conference	1,700	
					AAAE Annual Conference	2,500	
					NCAA Annual Conference	800	
					FAA & Other Meetings	1,200	
					Local Travel & Expenses	5,400	
					Business Meeting Expenses	500	
ARA	651000	70	00	00	Training & Education		1,500
					Professional Development (ADA/DBE/Misc. Cert.)	1,500	

Communications and Freight

ARA	663000	70	00	00	Online Services		560
					Internet Broadband Services	560	

Printing & Binding

ARA	730000	70	00	00	Printing & Binding		300
					Development Marketing Materials & Supplies	300	

Operating Supplies

ARA	770300	70	00	00	Operating Supplies		550
					General Supplies	300	

**GREATER ASHEVILLE REGIONAL AIRPORT AUTHORITY
ASHEVILLE REGIONAL AIRPORT**

Development

**BASIC OPERATING BUDGET
FY 2014-2015**

Fund ARA
Department Development
Department # 70
Cost Center 00
Source 00

154,133

Account Code					Description	Item Amount	Summary Amount	
Fund	Acct.	Sec.	C.C.	Source				
					Plotter Paper & Accessories	250		
ARA	771000	70	00	00	Operating Furniture, Fixtures, Equipment and Software Greater than \$100 & up to \$5,000		500	
					Operating Furniture, Fixtures, Equip up to \$5K	500		
					Books, Publications, Subscriptions and Memberships			
ARA	780100	70	00	00	Dues & Memberships		750	
					AAAE	275		
					SEC - AAAE	35		
					NCAA	40		
					Leadership Asheville	150		
					DBE, ADA & Other	250		
TOTAL OPERATING EXPENSES								51,160
SECTION TOTAL								277,219

GREATER ASHEVILLE REGIONAL AIRPORT AUTHORITY
Development
Fiscal Year 2014/2015
Variance Analysis

Acct #	Description	FY2014 Budget				FY2014 Estimated Actual				FY2013 Actual			FY 2012
		FY 2015 Budget	FY 2014 Budget	Increase/Decrease		FY 2014 5 Months	FY 2014 Estimate	Increase/Decrease		FY 2013 Actual	Increase/Decrease		FY 2012 Actual
				Amount	Percent			Amount	Percent		Amount	Percent	
500000	Salaries	153,038	153,038	0	0.00%	61,362	153,038	0	0.00%	147,930	5,108	3.45%	138,139
500016	Longevity	795	767	28	3.65%	767	767	28	3.65%		795	100%	
500020	Overtime	300	500	(200)	-40.00%	28	67	233	346.43%		300	100%	
500017	Medical Reimbursements	100	100	0	0.00%	0	100	0	0.00%	100	0	0.00%	100
500050	FICA Taxes	12,689	12,281	408	3.32%	4,797	12,281	408	3.32%	10,857	1,832	16.87%	10,562
500070	LGERS retirement	11,579	10,909	670	6.14%	4,394	10,909	670	6.14%	9,439	2,140	22.67%	9,214
500080	401k	7,974	7,715	259	3.36%	3,108	7,715	259	3.36%	6,996	978	13.98%	6,585
500160	Medical	36,426	30,870	5,556	18.00%	12,835	30,870	5,556	18.00%	27,499	8,927	32.46%	25,284
500260	Dental	1,844	1,677	167	9.96%	697	1,677	167	9.96%	1,606	238	14.82%	1,560
500360	Life Insurance	471	462	9	1.95%	177	462	9	1.95%	425	46	10.82%	425
500460	Disability	843	843	0	0.00%	307	843	0	0.00%	735	108	14.69%	735
	Total Benefits	71,926	64,857	7,069	10.90%	26,315	64,857	7,069	10.90%	57,657	14,269	24.75%	54,465
	Total Personal Services	226,059	219,162	6,897	3.15%	88,472	218,729	7,330	3.35%	205,587	20,472	9.96%	192,604
604000	Professional Services - General	30,000	5,000	25,000	500.00%	4,152	5,000	25,000	500.00%	7,617	22,383	293.86%	
604017	Surveys, Reports & Data	0	7,500	(7,500)	-100.00%	3,250	13,800	(13,800)	-100.00%	8,875	(8,875)	-100.00%	7,000
604030	Engineering and Architectural	0	20,000	(20,000)	-100.00%	0	0	0	100%	0	0	100%	(815)
650000	Travel, Per Diem, Conference Registration	17,000	16,400	600	3.66%	5,380	16,400	600	3.66%	12,622	4,378	34.69%	15,338
651000	Training & Education	1,500	2,000	(500)	-25.00%	75	1,500	0	0.00%	0	1,500	100%	170
663000	Online Services	560	560	0	0.00%	200	480	80	16.67%	481	79	16.42%	467
730000	Printing & Binding	300	600	(300)	-50.00%	66	200	100	50.00%	48	252	525.00%	0
770300	Operating Supplies	550	750	(200)	-26.67%	0	275	275	100.00%	207	343	165.70%	483
770305	Promotional Items	0	0	0	100%	0	0	0	100%	0	0	100%	300
771000	Operating Furniture, Fixtures and Equipment	500	750	(250)	-33.33%	0	600	(100)	-16.67%	188	312	165.96%	618
780100	Dues & Memberships	750	760	(10)	-1.32%	315	756	(6)	-0.79%	493	257	52.13%	380
	Total Services & Mat'ls.	51,160	54,320	(3,160)	-5.82%	13,438	39,011	12,149	31.14%	30,531	20,629	67.57%	23,941
	Department Total	277,219	273,482	3,737	1.37%	101,910	257,740	19,479	7.56%	236,118	41,101	17.41%	216,545

Comments:

**GREATER ASHEVILLE REGIONAL AIRPORT AUTHORITY
ASHEVILLE REGIONAL AIRPORT**

Executive

BASIC OPERATING BUDGET
FY 2014-2015

Fund ARA
Department Executive
Department # 05
Cost Center 00
Source 00

255,374

Account Code		Description				Item	Summary
Fund	Acct.	Sec.	C.C.	Source	Amount	Amount	

PERSONNEL SERVICES

ARA	500000	05	00	00	Salaries	234,249	234,249
ARA	500016	05	00	00	Longevity	4,376	4,376
					<u>Benefits:</u>		
ARA	500017	05	00	00	Medical Reimbursements	200	87,515
ARA	500030	05	00	00	Allocated Benefits	1,000	
ARA	500050	05	00	00	FICA Taxes	18,492	
ARA	500070	05	00	00	LGERS retirement	17,479	
ARA	500080	05	00	00	401k	12,038	
ARA	500160	05	00	00	Medical	35,126	
ARA	500260	05	00	00	Dental	1,516	
ARA	500360	05	00	00	Life Insurance	570	
ARA	500460	05	00	00	Disability	1,094	
TOTAL PERSONNEL SERVICES							326,140

OPERATING EXPENSES

Professional Services

ARA	604000	05	00	00	Professional Services - General		35,000
					Various	35,000	
ARA	604010	05	00	00	Professional Services - Legal		40,000
					Paltra, Straus, Robinson & Moore	40,000	
ARA	604017	05	00	00	Surveys, Reports & Data		18,000
					Diio	18,000	

Travel and Training

ARA	650000	05	00	00	Travel, Per Diem, Conference Registration		38,600
					ACI Small Airports Conf	1,500	
					ACI Annual Conf	2,400	
					AAAE Aviation Issues Conf	4,000	
					ACI Concessions Conf	2,500	
					ACI-AAAE Spring Legislative Conf	2,500	
					SEC-AAAE Annual Conf	1,900	
					NCAA Annual Conf	800	
					AAAE Annual Conf	2,500	
					Chamber Raleigh Legislative Visit	500	
					Airline & FAA Meetings	3,000	
					ACI Winter Board Meeting	2,200	

**GREATER ASHEVILLE REGIONAL AIRPORT AUTHORITY
ASHEVILLE REGIONAL AIRPORT**

Executive

BASIC OPERATING BUDGET
FY 2014-2015

Fund ARA
Department Executive
Department # 05
Cost Center 00
Source 00

255,374

Account Code					Description	Item	Summary
Fund	Acct.	Sec.	C.C.	Source		Amount	Amount
					ACI Summer Board Meeting	2,800	
					Board Travel	12,000	
ARA	651000	05	00	00	Training & Education		500
					General Professional Development	500	
					NC Notary Reappointment		
					Communications and Freight		
ARA	663000	05	00	00	Online Services		500
					Ipad 3G	500	
					Printing & Binding		
ARA	730000	05	00	00	Printing & Binding		500
					General	500	
					Promotional Activities		
ARA	740100	05	00	00	Other Promotional Events/Sponsorships		1,050
					SEC-AAAE & AAAE Finance & Admin Sponsorships	1,050	
ARA	740115	05	00	00	Employee/Tenant Appreciation		2,500
					Tenant/Employee Lunch	2,500	
					Other Current Charges and Obligations		
ARA	750100	05	00	00	Other Current Charges and Obligations		7,000
					Business Meeting Expenses	2,000	
					Misc Board Expenses	1,000	
					Annual Board Holiday Reception	4,000	
					Operating Supplies		
ARA	770300	05	00	00	Operating Supplies		750
					Misc Supplies	750	
ARA	770305	05	00	00	Promotional Items		1,250
					Special Promo Items	1,250	
ARA	771000	05	00	00	Operating Furniture, Fixtures, Equipment and Software Greater than \$100 & up to \$5,000		1,250
					Admin Equipment	1,250	

**GREATER ASHEVILLE REGIONAL AIRPORT AUTHORITY
ASHEVILLE REGIONAL AIRPORT**

Executive

BASIC OPERATING BUDGET

FY 2014-2015

Fund ARA
Department Executive
Department # 05
Cost Center 00
Source 00

255,374

Account Code		Description			Item	Summary
Fund	Acct.	Sec.	C.C.	Source	Amount	Amount
Books, Publications, Subscriptions and Memberships						
ARA	780100	05	00	00	Dues & Memberships	13,770
					AAAE Annual Membership	275
					SEC-AAAE Annual Membership	35
					NCAA Annual Membership	40
					Leadership Asheville - Pioneer Level/ Leadership Forum	300
					AMAC	
					ACI Airport Membership	10,000
					WNC Pilots Association	200
					WNC Human Resource Association	195
					Henderson County Partnership for Econ Devel	1,000
					ACI Airport for the Future Campaign	1,725
ARA	780500	05	00	00	Books, Publications, Compact Disks, Videos & Subscriptions	400
					General Subscriptions	400
TOTAL OPERATING EXPENSES						161,070
SECTION TOTAL						487,210

GREATER ASHEVILLE REGIONAL AIRPORT AUTHORITY

Executive

Fiscal Year 2014/2015

Variance Analysis

Acct #	Description	FY2014 Budget				FY2014 Estimated Actual				FY2013 Actual			FY2012
		FY 2015 Budget	FY 2014 Budget	Increase/Decrease		FY 2014 5 Months	FY 2014 Estimate	Increase/Decrease		FY 2013 Actual	Increase/Decrease		FY 2012 Actual
				Amount	Percent			Amount	Percent		Amount	Percent	
500000	Salaries	234,249	250,998	(16,749)	-6.67%	88,422	250,998	(16,749)	-6.67%	216,113	18,136	8.39%	198,380
500016	Longevity	4,376	4,180	196	4.69%	880	4,180	196	4.69%	3,221	1,155	35.86%	0
500017	Medical Reimbursements	200	200	0	0.00%	0	200	0	0.00%	194	6	3.09%	200
500030	Allocated Benefits	1,000	1,000	0	0.00%	375	1,000	0	0.00%	375	625	166.67%	375
500050	FICA Taxes	18,492	19,593	(1,101)	-5.62%	4,020	19,593	(1,101)	-5.62%	13,014	5,478	42.09%	12,733
500070	LGERS retirement	17,479	18,041	(562)	-3.12%	6,314	18,041	(562)	-3.12%	13,942	3,537	25.37%	13,688
500072	457 (b) retirement plan	0	0	0	100%	0	0	0	100%	0	0	100%	0
500080	401k	12,038	12,759	(721)	-5.65%	4,465	12,759	(721)	-5.65%	10,334	1,704	16.49%	9,797
500160	Medical	35,126	29,767	5,359	18.00%	12,377	29,767	5,359	18.00%	22,081	13,045	59.08%	20,419
500260	Dental	1,516	1,379	137	9.93%	573	1,379	137	9.93%	1,320	196	14.85%	1,185
500360	Life Insurance	570	560	10	1.79%	227	560	10	1.79%	544	26	4.78%	544
500460	Disability	1,094	1,094	0	0.00%	334	1,094	0	0.00%	801	293	36.58%	801
	Total Benefits	87,515	84,393	3,122	3.70%	28,685	84,393	3,122	3.70%	62,605	24,910	39.79%	59,742
	Total Personal Services	326,140	339,571	(13,431)	-3.96%	117,987	339,571	(13,431)	-3.96%	281,939	44,201	15.68%	258,122
604000	Professional Services - General	35,000	51,000	(16,000)	-31.37%	14,449	51,000	(16,000)	-31.37%	37,788	(2,788)	-7.38%	21,218
604010	Professional Services - Legal	40,000	40,000	0	0.00%	7,917	40,000	0	0.00%	66,082	(26,082)	-39.47%	35,889
604017	Surveys, Reports & Data	18,000	18,000	0	0.00%	7,500	18,000	0	0.00%	18,000	0	0.00%	21,750
650000	Travel, Per Diem, Conference Registration	38,600	41,300	(2,700)	-6.54%	7,512	40,000	(1,400)	-3.50%	40,068	(1,468)	-3.66%	38,922
651000	Training & Education	500	550	(50)	-9.09%	397	1,500	(1,000)	-66.67%	490	10	2.04%	463
663000	Online Services	500	500	0	0.00%	183	500	0	0.00%	572	(72)	-12.59%	411
730000	Printing & Binding	500	500	0	0.00%	0	300	200	66.67%	61	439	719.67%	77
740100	Promotional Events/Sponsorships	1,050	1,000	50	5.00%	0	1,050	0	0.00%	1,050	0	0.00%	3,000
740115	Employee/Tenant Appreciation	2,500	2,500	0	0.00%	0	2,500	0	0.00%	1,746	754	43.18%	1,842
750100	Other Current Charges & Obligations	7,000	7,000	0	0.00%	1,372	7,000	0	0.00%	5,941	1,059	17.83%	6,293
770300	Operating Supplies	750	750	0	0.00%	131	500	250	50.00%	266	484	181.95%	124
770305	Promotional Items	1,250	1,500	(250)	-16.67%	0	1,500	(250)	-16.67%	685	565	82.48%	1,378
771000	Operating Furniture, Fixtures and Equipment	1,250	1,250	0	0.00%	0	1,100	150	13.64%	1,065	185	17.37%	0
780100	Dues & Memberships	13,770	22,545	(8,775)	-38.92%	1,765	16,000	(2,230)	-13.94%	19,755	(5,985)	-30.30%	17,830
780500	Books & Publications	400	400	0	0.00%	0	400	0	0.00%		400	100%	
	Total Services & Mat'ls.	161,070	188,795	(27,725)	-14.69%	41,226	181,350	(20,280)	-11.18%	193,569	(32,499)	-16.79%	149,197
	Department Total	487,210	528,366	(41,156)	-7.79%	159,213	520,921	(33,711)	-6.47%	475,508	11,702	2.46%	407,319

Comments:

**GREATER ASHEVILLE REGIONAL AIRPORT AUTHORITY
ASHEVILLE REGIONAL AIRPORT**

Finance

**BASIC OPERATING BUDGET
FY 2014-2015**

Fund ARA
Department Finance
Department # 12
Cost Center 00
Source 00

188,801

Account Code					Description	Item	Summary
Fund	Acct.	Sec.	C.C.	Source		Amount	Amount

PERSONNEL SERVICES

ARA	500000	12	00	00	Salaries	186,067	186,067	
ARA	500016	12	00	00	Longevity	2,734	2,734	
<u>Benefits:</u>								
ARA	500017	12	00	00	Medical Reimbursements	100	81,815	
ARA	500050	12	00	00	FICA Taxes	15,309		
ARA	500070	12	00	00	LGERS retirement	14,180		
ARA	500080	12	00	00	401k	9,766		
ARA	500160	12	00	00	Medical	38,704		
ARA	500260	12	00	00	Dental	1,828		
ARA	500360	12	00	00	Life Insurance	641		
ARA	500460	12	00	00	Disability	1,287		
TOTAL PERSONNEL SERVICES								270,616

OPERATING EXPENSES

Professional Services							
ARA	604000	12	00	00	Professional Services - General		10,000
					Software Consultants	9,800	
					Actuary Report-Retiree Health (Every 3 years)	-	
					Actuary Report-LEO SAA-for Audit	200	
ARA	640000	12	00	00	Auditing Services		15,000
					Annual Audit	15,000	
Travel and Training							
ARA	650000	12	00	00	Travel, Per Diem, Conference Registration		5,400
					Travel for CPA Continuing Education Seminars	1,000	
					AAAE Conference or Other Airport Conference	2,000	
					Local Travel	2,400	
ARA	651000	12	00	00	Training & Education		7,000
					Microsoft Dynamics/Financial System Training	5,000	
					Professional Education-CPE to Retain CPA Certificate	1,500	
					Professional Education-Microsoft Suite-Hazel & Rick	500	
Other Current Charges and Obligations							
ARA	654000	12	00	00	Credit Card Fees & Bank Charges		70,000
					Credit Card Fees	54,500	
					Bank Charges	15,500	
Operating Supplies							
ARA	770300	12	00	00	Operating Supplies		1,500
					Checks, Envelopes, W-2's & PO's	1,500	
ARA	771000	12	00	00	Operating Furniture, Fixtures, Equipment and Software Greater than \$100 & up to \$5,000		1,000
					Finance Equipment	1,000	
Books, Publications, Subscriptions and Memberships							
ARA	780100	12	00	00	Dues & Memberships		865
					AAAE	275	
					GFOA	300	

**GREATER ASHEVILLE REGIONAL AIRPORT AUTHORITY
ASHEVILLE REGIONAL AIRPORT**

Finance

**BASIC OPERATING BUDGET
FY 2014-2015**

Fund ARA
Department Finance
Department # 12
Cost Center 00
Source 00

188,801

Account Code					Description	Item Amount	Summary Amount	
Fund	Acct.	Sec.	C.C.	Source				
					NCAA	40		
					NCACPA	250		
ARA	780500	12	00	00	Books, Publications, Compact Disks, Videos & Subscriptions		300	
					Professional Books & Subscriptions	300		
ARA	780503	12	00	00	Licenses & Certifications		60	
					CPA Certificate Renewal	60		
TOTAL OPERATING EXPENSES								111,125
SECTION TOTAL								381,741

GREATER ASHEVILLE REGIONAL AIRPORT AUTHORITY

Finance

Fiscal Year 2014/2015

Variance Analysis

Acct #	Description	FY2014 Budget				FY2014 Estimated Actual				FY2013 Actual			FY 2012
		FY 2015 Budget	FY 2014 Budget	Increase/Decrease		FY 2014 Actual 5 Months	FY 2014 Estimate	Increase/Decrease		FY 2013 Actual	Increase/Decrease		FY 2012 Actual
				Amount	Percent			Amount	Percent		Amount	Percent	
500000	Salaries	186,067	186,067	0	0.00%	74,659	186,067	0	0.00%	174,459	11,608	6.65%	171,063
500016	Longevity	2,734	734	2,000	272.48%	0	734	2,000	272.48%	714	2,020	282.91%	914
500017	Medical Reimbursements	100	100	0	0.00%	0	100	0	0.00%	200	(100)	-50.00%	100
500050	FICA Taxes	15,309	14,625	684	4.68%	5,741	14,625	684	4.68%	12,790	2,519	19.70%	12,816
500070	LGERS retirement	14,180	13,207	973	7.37%	5,279	13,207	973	7.37%	11,178	3,002	26.86%	11,551
500080	401k	9,766	9,340	426	4.56%	3,733	9,340	426	4.56%	8,285	1,481	17.88%	8,292
500160	Medical	38,704	32,799	5,905	18.00%	13,647	32,799	5,905	18.00%	26,322	12,382	47.04%	26,502
500260	Dental	1,828	1,662	166	9.99%	691	1,662	166	9.99%	1,379	449	32.56%	1,678
500360	Life Insurance	641	629	12	1.91%	218	629	12	1.91%	467	174	37.26%	528
500460	Disability	1,287	1,287	0	0.00%	418	1,287	0	0.00%	619	668	107.92%	1,014
	Total Benefits	81,815	73,649	8,166	11.09%	29,727	73,649	8,166	11.09%	61,240	20,575	33.60%	62,481
	Total Personal Services	270,616	260,450	10,166	3.90%	104,386	260,450	10,166	3.90%	236,413	34,203	14.47%	234,458
604000	Professional Services - General	10,000	15,700	(5,700)	-36.31%	3,447	15,200	(5,200)	-34.21%	283	9,717	3433.57%	451
640000	Auditors	15,000	15,000	0	0.00%	6,200	15,000	0	0.00%	12,400	2,600	20.97%	12,200
648000	Miscellaneous Expense	0	0	0	100%	0	0	0	100%	0	0	100%	2,280
650000	Travel, Per Diem, Conference Registration	5,400	5,900	(500)	-8.47%	3,589	5,900	(500)	-8.47%	2,940	2,460	83.67%	3,450
651000	Training & Education	7,000	12,000	(5,000)	-41.67%	717	11,500	(4,500)	-39.13%	375	6,625	1766.67%	1,672
654000	Bank Charges & Credit Card Fees	70,000	67,000	3,000	4.48%	28,879	68,000	2,000	2.94%	61,214	8,786	14.35%	62,605
770300	Operating Supplies	1,500	1,500	0	0.00%	912	1,500	0	0.00%	891	609	68.35%	688
771000	Operating Furniture, Fixtures and Equipment	1,000	1,000	0	0.00%	0	1,000	0	0.00%	591	409	69.20%	0
780100	Dues & Memberships	865	865	0	0.00%	275	865	0	0.00%	275	590	214.55%	275
780500	Books & Publications	300	300	0	0.00%	0	300	0	0.00%	0	300	100%	232
780503	Licenses & Certifications	60	60	0	0.00%	0	60	0	0.00%	60	0	0.00%	60
	Total Services & Mat'ls.	111,125	119,325	(8,200)	-6.87%	44,019	119,325	(8,200)	-6.87%	79,029	32,096	40.61%	83,913
	Department Total	381,741	379,775	1,966	0.52%	148,405	379,775	1,966	0.52%	315,442	66,299	21.02%	318,371

Comments:

**GREATER ASHEVILLE REGIONAL AIRPORT AUTHORITY
ASHEVILLE REGIONAL AIRPORT**

Guest Services

**BASIC OPERATING BUDGET
FY 2014-2015**

Fund ARA
Department Guest Services
Department # 60
Cost Center 00
Source 00

123,607

Account Code					Description	Item	Summary
Fund	Acct.	Sec.	C.C.	Source		Amount	Amount

PERSONNEL SERVICES

ARA	500000	60	00	00	Salaries	134,905	134,905
ARA	500016	60	00	00	Longevity	1,829	1,829
ARA	500020	60	00	00	Overtime	2,400	2,400
<u>Benefits:</u>							
ARA	500017	60	00	00	Medical Reimbursements	100	38,993
ARA	500050	60	00	00	FICA Taxes	11,188	
ARA	500070	60	00	00	LGERS retirement	6,002	
ARA	500080	60	00	00	401k	4,133	
ARA	500160	60	00	00	Medical	15,856	
ARA	500260	60	00	00	Dental	781	
ARA	500360	60	00	00	Life Insurance	326	
ARA	500460	60	00	00	Disability	607	

TOTAL PERSONNEL SERVICES

178,127

OPERATING EXPENSES

Travel and Training

ARA	650000	60	00	00	Travel, Per Diem, Conference Registration		1,850
					AAAE Customer Service or Sales Conference (Supervisor)	1,850	
ARA	651000	60	00	00	Training & Education		500
					Customer Service Training & Team-building(Staff/Volunteers)	500	

Printing & Binding

ARA	730000	60	00	00	Printing & Binding		1,000
					GT cards/Advertising sales materials/Misc. printing	1,000	

Promotional Activities

ARA	740040	60	00	00	Web Advertising		-
					Misc. web advertising	-	

ARA	740115	60	00	00	Employee/Tenant Appreciation		2,125
					Volunteer appreciation/recognition	625	
					Tenant customer service incentives	1,500	

Other Current Charges and Obligations

ARA	750200	60	00	00	In Terminal Advertising		16,400
					In-terminal advertising - Supplies	1,500	
					In-terminal advertising - Phone	600	
					In-terminal advertising - mileage/local travel	600	
					In-terminal advertising - cleaning/R&M	2,000	
					In-terminal advertising - business development/meetings	1,200	
					In-terminal advertising - misc / additional displays	3,000	
					In-terminal advertising - agency creative concepting	7,500	

Operating Supplies

ARA	760000	60	00	00	Office Supplies		-
-----	--------	----	----	----	-----------------	--	---

**GREATER ASHEVILLE REGIONAL AIRPORT AUTHORITY
ASHEVILLE REGIONAL AIRPORT**

Guest Services

BASIC OPERATING BUDGET

FY 2014-2015

Fund ARA
Department Guest Services
Department # 60
Cost Center 00
Source 00

123,607

Account Code					Description	Item Amount	Summary Amount	
Fund	Acct.	Sec.	C.C.	Source				
					Postal machine ink, packaging supplies, etc.	-		
ARA	771000	60	00	00	Operating Furniture, Fixtures, Equipment and Software Greater than \$100 & up to \$5,000		260	
					Misc equipment	260		
ARA	771500	60	00	00	Uniforms		500	
					Apparel for G.S. Staff/volunteers	500		
					Books, Publications, Subscriptions and Memberships			
ARA	780100	60	00	00	Dues & Memberships		445	
					AAAE	275		
					FABA	150		
					Young Professionals	20		
ARA	780500	60	00	00	Books, Publications, Compact Disks, Videos & Subscriptions		50	
					Misc. publications	50		
TOTAL OPERATING EXPENSES								23,130
SECTION TOTAL								201,257

GREATER ASHEVILLE REGIONAL AIRPORT AUTHORITY

Guest Services

Fiscal Year 2014/2015

Variance Analysis

Acct #	Description	FY 2015 Budget	FY2014 Budget				FY2014 Estimated Actual				FY2013 Actual			FY 2012
			FY 2014 Budget	Increase/Decrease		FY 2014 5 Months	FY 2014 Estimate	Increase/Decrease		FY 2013 Actual	Increase/Decrease		FY 2012 Actual	
				Amount	Percent			Amount	Percent		Amount	Percent		
500000	Salaries	134,905	121,778	13,127	10.78%	33,208	106,778	28,127	26.34%	89,280	45,625	51.10%	71,090	
500016	Longevity	1,829	911	918	100.77%	0	911	918	100.77%	118	1,711	1450.00%		
500020	Overtime	2,400	2,400	0	0.00%	339	2,400	0	0.00%	2,265	135	5.96%	1,815	
500017	Medical Reimbursements	100	100	0	0.00%	0	100	0	0.00%	100	0	0.00%	0	
500050	FICA Taxes	11,188	9,745	1,443	14.81%	2,569	8,598	2,591	30.13%	7,057	4,131	58.54%	5,514	
500070	LGERS retirement	6,002	3,896	2,106	54.06%	1,366	4,989	1,013	20.31%	2,988	3,014	100.87%	2,954	
500080	401k	4,133	2,755	1,378	50.02%	966	3,528	605	17.15%	2,213	1,920	86.76%	2,122	
500160	Medical	15,856	6,891	8,965	130.10%	2,871	10,335	5,521	53.42%	6,116	9,740	159.25%	5,559	
500260	Dental	781	355	426	120.00%	148	535	246	45.98%	340	441	129.71%	340	
500360	Life Insurance	326	179	147	82.12%	69	245	81	33.06%	166	160	96.39%	166	
500460	Disability	607	372	235	63.17%	122	480	127	26.46%	293	314	107.17%	293	
	Total Benefits	38,993	24,293	14,700	60.51%	8,111	28,809	10,184	35.35%	19,273	19,720	102.32%	16,948	
	Total Personal Services	178,127	149,382	28,745	19.24%	41,658	138,898	39,229	28.24%	110,936	67,191	60.57%	89,853	
641000	Temporary Help	0	0	0	100%	8,682	10,778	(10,778)	-100.00%	6,959	(6,959)	-100.00%	24,930	
650000	Travel, Per Diem, Conference Registration	1,850	1,850	0	0.00%	0	1,850	0	0.00%	1,772	78	4.40%	1,695	
651000	Training & Education	500	1,000	(500)	-50.00%	48	1,000	(500)	-50.00%	197	303	153.81%	112	
654000	Credit Card & Bank Fees	0	0	0	100%	0	0			0	0	100%	0	
660000	Postage	0	0	0	100%	0	0	0	100%	2,000	(2,000)	-100.00%	2,411	
664000	Rentals and Leases	0	0	0	100%	0	0	0	100%	262	(262)	-100.00%	294	
730000	Printing & Binding	1,000	1,000	0	0.00%	294	1,000	0	0.00%	1,591	(591)	-37.15%	603	
740040	Web Advertising	0	800	(800)	-100.00%	0	800	(800)	-100.00%	0	0	100%		
740115	Employee/Tenant Appreciation	2,125	2,125	0	0.00%	1,021	2,125	0	0.00%	1,506	619	41.10%	424	
750200	In Terminal Advertising	16,400	13,700	2,700	19.71%	0	10,000	6,400	64.00%	0	16,400	100%	0	
760000	Office Supplies	0	0	0	100%	0	0	0	100%	0	0	100%	0	
771000	Operating Furniture, Fixtures and Equipment	260	430	(170)	-39.53%	327	430	(170)	-39.53%	176	84	47.73%	750	
771500	Uniforms	500	500	0	0.00%	378	907	(407)	-44.89%	221	279	126.24%	727	
780100	Dues & Memberships	445	275	170	61.82%	0	275	170	61.82%	275	170	61.82%	275	
780500	Books & Publications	50	50	0	0.00%	0	0	50	100%	0	50	100%	11	
	Total Services & Mat'ls.	23,130	21,730	1,400	6.44%	10,750	29,165	(6,035)	-20.69%	14,959	8,171	54.62%	32,232	
	Department Total	201,257	171,112	30,145	17.62%	52,408	168,063	33,194	19.75%	125,895	75,362	59.86%	122,085	

Comments

**GREATER ASHEVILLE REGIONAL AIRPORT AUTHORITY
ASHEVILLE REGIONAL AIRPORT**

**Information Technology
BASIC OPERATING BUDGET
FY 2014-2015**

Fund ARA
Department Information Technology
Department # 20
Cost Center 00
Source 00

232,502

Account Code					Description	Item	Summary
Fund	Acct.	Sec.	C.C.	Source		Amount	Amount

PERSONNEL SERVICES

ARA	500000	20	00	00	Salaries	236,082	236,082	
ARA	500016	20	00	00	Longevity	3,417	3,417	
<u>Benefits:</u>								
ARA	500017	20	00	00	Medical Reimbursements	300	114,205	
ARA	500050	20	00	00	FICA Taxes	19,255		
ARA	500070	20	00	00	LGERS retirement	17,982		
ARA	500080	20	00	00	401k	12,385		
ARA	500160	20	00	00	Medical	58,543		
ARA	500260	20	00	00	Dental	3,258		
ARA	500360	20	00	00	Life Insurance	836		
ARA	500460	20	00	00	Disability	1,646		
TOTAL PERSONNEL SERVICES								353,704

OPERATING EXPENSES

Professional Services							
ARA	604000	20	00	00	Professional Services - General		2,000
					Monthly ARAA: PCI Compliance Audit	2,000	
ARA	604043	20	00	00	Website Maintenance		3,200
					ARAA: Netriplex Website Hosting	3,200	
Contractual Services							
ARA	644000	20	00	00	Computer Technical Support		21,300
					FINANCE: Microsoft Dynamics Technical Support	4,500	
					STS: Cisco Unified Com. & Switching/Routing Support	15,000	
					IT: Network Support	1,800	
ARA	647000	20	00	00	Other Contractual Services		45,386
				Monthly	ARAA: Internet Fax Service (5 lines)	540	
				Monthly	ARAA: Click Through Flights Service	5,300	
				Monthly	ARAA: Flightview (Website)	2,970	
				DEC	ARAA: Flightview (Service/Support Agreement Maintenance)	500	
				Monthly	ARAA: Copier Service Agreement	5,000	
				FEB	MAINT: GasBoy Service Agreement	240	
				OCT	MAINT: Infor MP2 Service Agreement	2,300	
				FEB	GARAA: SoftTime Service Agreement (Time & Attendance)	1,100	
				APR	ARAA: Firewall Maintenance and Service Agreement	2,000	
				DEC	ARAA: Remote Control Software Services	750	
				OCT	ARAA: Call Recording Service Agreement (Year 5)	700	
				MAR	ARAA: Call Accounting Service Agreement (Year 5)	1,450	
				AUG	ARAA: Opnet Support Agreement (Year 2)	1,200	
				AUG	ARAA: PacketShaper Support Agreement (Year 2)	2,500	
				JUL	ARAA: Xirrus Support Renewal (Year 7)	1,300	
				Monthly	ARAA: Managed Printer Services (Year 2)	2,500	
				DEC	ARAA: LogMeIn Services (Ignition, Backup, SSL Remote Acc	1,550	
					IT: Eset Antivirus and Malware	250	
				OCT	IT: DroboCare Service Agreement (Year 2)	1,000	
					ARAA: Offsite Backup (Servers)	2,500	

**GREATER ASHEVILLE REGIONAL AIRPORT AUTHORITY
ASHEVILLE REGIONAL AIRPORT**

**Information Technology
BASIC OPERATING BUDGET
FY 2014-2015**

Fund ARA
Department Information Technology
Department # 20
Cost Center 00
Source 00

232,502

Account Code		Description				Item	Summary
Fund	Acct.	Sec.	C.C.	Source	Amount	Amount	
					ARAA: Hosted Email (MS Office 365)	7,236	
					IT: Server Extended Hardware Service Agreements	2,500	
ARA	647000	20	10	00	Other Contractual Services-Terminal		78,354
				Monthly	STS: AirIT EASE Master Service Agreement (Year 5)	22,000	
				Monthly	STS: ComNet Software Master Service Agreement (Year 6)	34,000	
				Monthly	STS: i-Sys Master Service Agreement	10,404	
				Monthly	STS: DMC Terminal Music	300	
				DEC	STS: PCI Compliance Audit	6,000	
				Monthly	STS: Runway Scan System Online Access Service (SaaS)	-	
				FEB	STS: Runway Scan System Service Agreement	-	
				JUL	DPS: Fingerprint Scanner Warranty (CrossMatch)	1,950	
				DEC	OPS: ID BADGE Printer Service Agreement (Year 2)	1,300	
				SEPT	DPS: IET Service/Maintenance (S/M) Program	2,400	
					Travel and Training		
ARA	650000	20	00	00	Travel, Per Diem, Conference Registration		9,945
				OCT	ACI-NA: Annual	2,745	
				MAR	CISSP: Security Conference	1,000	
					AAAE-SEC: Conference or CM Bootcamp	2,000	
					CORTEZ: HOPE Conference (Cortez)	1,800	
				Monthly	Local Travel	2,400	
ARA	651000	20	00	00	Training & Education		1,850
				APR	NCLGSA: Wilmington, NC (Kellie)	750	
					Certification Exams (Cortez)	200	
					Airport IT Collaboration (Royce, Kellie, and Cortez)	900	
					Communications and Freight		
ARA	662000	20	00	00	Telecommunications		60,666
					MAINT: Voice + Broadband (PRI + 10M)	8,220	
					GARAA: Voice + Broadband (PRI + 50M)	18,000	
					ARAA: Cable TV - Authority Use	3,000	
					ARAA: Cable TV - Tenant Use	2,000	
					MAINT: Fire Alarm Lines	1,766	
					ARAA: Cell/Mobile	18,180	
					ARAA: Long Distance	2,600	
					DPS: Emergency Copper Line	660	
					ARAA: Addt'l Emergency Copper Lines for Tenants (5 qty)	3,300	
					DPS/MAINT/IT: Emergency & Operations Mobile	1,980	
					ARAA: Emergency Notification System	960	
					Rentals and Leases		
ARA	664000	20	00	00	Rentals and Leases		11,316
					ARAA: Authority Offices Copier Lease	3,120	
					MAINT: Maintenance Offices Copier Lease	3,120	
					DPS: DPS Offices Copier Lease	3,120	
					GUEST: Guest Services Copier Lease	1,956	
					General Repairs and Maintenance		
ARA	710000	20	00	00	General Repairs and Maintenance		16,650

**GREATER ASHEVILLE REGIONAL AIRPORT AUTHORITY
ASHEVILLE REGIONAL AIRPORT**

**Information Technology
BASIC OPERATING BUDGET
FY 2014-2015**

Fund ARA
Department Information Technology
Department # 20
Cost Center 00
Source 00

232,502

Account Code					Description	Item	Summary
Fund	Acct.	Sec.	C.C.	Source		Amount	Amount
					STS: Access Control/Security System Repairs and Maintena	9,000	
					ARAA: FIDS/GIDS/PA Repairs & Maintenance	2,100	
					Ceeco Phone Repairs	200	
					IT: Crash Phone Support	250	
					IT: Cisco Phone System Items (Phones + Digital Fax Device:	1,600	
					IT: Cisco Phone System Extensions	1,500	
					ARAA: EASE Repairs and Maintenance	2,000	
					Operating Supplies		
ARA	770300	20	00	00	Operating Supplies		20,590
					IT: Utility Software Updates	5,640	
					IT: Operating Supplies	6,900	
					IT: SmartUPS 1500 (3 quantity - Large)(Cortez)	3,000	
					IT: UPS Batteries	500	
					IT: UPS (Power Supplies)	750	
					IT: Shipping	400	
					IT: Communications Rooms Supplies (Cortez)	600	
					ARAA: Mobile Phone Accessories & Supplies	2,800	
ARA	770300	20	10	00	Operating Supplies-Terminal		19,473
					STS: Laser Printer Toner	400	
					STS: Laser Printer Fuser	-	
					STS: Bag Tag Stock (Allegiant)(89,341 est)(.15/each)	13,401	
					STS: Bag Tag Stock (Delta)	-	
					STS: Boarding Pass Stock (Allegiant)(89,341 est)(.025/each)	2,234	
					STS: Boarding Pass Stock (Delta) (136,635 est / 3)(.025/eac	1,139	
					STS: Continuous Feed Paper (Delta)	950	
					STS: MAP Cleaning Kits	1,000	
					STS: Continuous Feed Ribbons (Delta)	150	
					STS: EASE Equipment Cleaning Supplies	200	
ARA	771000	20	00	00	Operating Furniture, Fixtures, Equipment and Software Greater than \$100 & up to \$5,000		24,761
					IT: Network Management Software (KiwiSys Log)(Cortez)	368	
					IT: Online Apps (Kellie)	200	
					MAINT: Desktop (Shared)	981	
					EXEC: Laptop (Ibleiweis)	3,000	
					DEV: Laptop (mreisman)	2,700	
					MAINT: Laptop (ksmith)	3,500	
					DPS: Laptop (Chief)	-	
					DPS: Desktop (CommCenter Front)	981	
					IT: Laptop (Systems Tech II)	2,500	
					IT: Desktop (cpolk)	1,100	
					IT: Board Room	981	
					ARAA: Adobe X Professional (6 Upgrades)	650	
					ARAA: Windows 8 Upgrades (10 Upgrades)	1,300	
					OPS: Badging Computer	1,500	
					OPS: Fingerprint Computer	1,500	
					OPS/DEV: Additional equipment for new ARFF Building	1,000	

**GREATER ASHEVILLE REGIONAL AIRPORT AUTHORITY
ASHEVILLE REGIONAL AIRPORT**

Information Technology

BASIC OPERATING BUDGET

FY 2014-2015

Fund ARA
Department Information Technology
Department # 20
Cost Center 00
Source 00

232,502

Account Code					Description	Item Amount	Summary Amount	
Fund	Acct.	Sec.	C.C.	Source				
					DEV: AutoCad 2014 Upgrade	2,500		
					Books, Publications, Subscriptions and Memberships			
ARA	780100	20	00	00	Dues & Memberships		1,045	
					ISSA Membership (Cortez)	95		
					NCAA (Royce)	40		
					AAAE (Royce)	275		
					AAAE-SEC (Royce)	35		
					Experts-Exchange (IT Dept.)	300		
					NCLGSA (IT Dept.)	300		
ARA	780500	20	00	00	Books, Publications, Compact Disks, Videos & Subscriptions		3,000	
					IT: 2014 Policy and Procedures	600		
					IT: CBT Nuggets Subscription	1,200		
					IT: General Publications	550		
					IT: Microsoft Technet	650		
TOTAL OPERATING EXPENSES								319,536
SECTION TOTAL								673,240

GREATER ASHEVILLE REGIONAL AIRPORT AUTHORITY
Information Technology
 Fiscal Year 2014/2015
 Variance Analysis

Acct #	Description	FY 2015 Budget	FY2014 Budget		FY2014 Estimated Actual				FY2013 Actual			FY 2012	
			FY 2014 Budget	Increase/Decrease		FY 2014 5 Months	FY 2014 Estimate	Increase/Decrease		FY 2013 Actual	Increase/Decrease		FY 2012 Actual
				Amount	Percent			Amount	Percent		Amount	Percent	
500000	Salaries	236,082	229,085	6,997	3.05%	76,613	208,835	27,247	13.05%	181,014	55,068	30.42%	179,054
500016	Longevity	3,417	3,301	116	3.51%	810	3,301	116	3.51%	3,209	208	6.48%	2,325
500017	Medical Reimbursements	300	300	0	0.00%	0	300	0	0.00%	0	300	100%	0
500050	FICA Taxes	19,255	18,080	1,175	6.50%	5,916	16,561	2,694	16.27%	13,711	5,544	40.43%	13,387
500070	LGERS retirement	17,982	16,430	1,552	9.45%	5,474	14,998	2,984	19.89%	12,051	5,931	49.22%	12,276
500080	401k	12,385	11,619	766	6.59%	3,851	10,607	1,779	16.77%	8,932	3,453	38.66%	8,682
500160	Medical	58,543	46,627	11,916	25.56%	13,189	37,667	20,876	55.42%	28,198	30,345	107.61%	25,978
500260	Dental	3,258	3,425	(167)	-4.88%	805	2,913	345	11.83%	1,960	1,298	66.22%	1,900
500360	Life Insurance	836	820	16	1.95%	242	726	111	15.23%	580	256	44.14%	580
500460	Disability	1,646	1,646	0	0.00%	431	1,472	174	11.82%	1,034	612	59.19%	1,034
	Total Benefits	114,205	98,947	15,258	15.42%	29,908	85,244	28,961	33.97%	66,466	47,739	71.82%	63,837
	Total Personal Services	353,704	331,333	22,371	6.75%	107,331	297,380	56,324	18.94%	250,689	103,015	41.09%	245,216
604000	Professional Services - General	2,000	13,228	(11,228)	-84.88%	2,252	13,228	(11,228)	-84.88%	8,823	(6,823)	-77.33%	14,377
604043	Website Maintenance	3,200	3,100	100	3.23%	3,100	3,100	100	3.23%	2,200	1,000	45.45%	2,148
644000	Computer Tech. Support	21,300	23,500	(2,200)	-9.36%	10,717	23,500	(2,200)	-9.36%	22,884	(1,584)	-6.92%	22,560
647000	Other Contractual Services	123,740	125,280	(1,540)	-1.23%	36,398	125,280	(1,540)	-1.23%	143,461	(19,721)	-13.75%	149,288
650000	Travel, Per Diem, Conference Registration	9,945	11,645	(1,700)	-14.60%	5,456	12,810	(2,865)	-22.37%	10,180	(235)	-2.31%	9,564
651000	Training & Education	1,850	2,890	(1,040)	-35.99%	992	2,890	(1,040)	-35.99%	3,533	(1,683)	-47.64%	1,901
662000	Telecommunications	60,666	71,848	(11,182)	-15.56%	25,295	71,848	(11,182)	-15.56%	60,330	336	0.56%	56,278
664000	Rentals and Leases	11,316	11,316	0	0.00%	4,961	11,906	(590)	-4.96%	11,161	155	1.39%	12,043
710000	General Repairs and Maintenance	16,650	13,800	2,850	20.65%	4,217	13,800	2,850	20.65%	16,886	(236)	-1.40%	15,010
770300	Operating Supplies	40,063	29,993	10,070	33.58%	14,473	29,993	10,070	33.58%	16,827	23,236	138.09%	23,709
771000	Operating Furniture, Fixtures and Equipment	24,761	17,792	6,969	39.17%	7,029	17,792	6,969	39.17%	19,306	5,455	28.26%	42,876
780100	Dues & Memberships	1,045	1,055	(10)	-0.95%	140	1,055	(10)	-0.95%	515	530	102.91%	965
780500	Books & Publications	3,000	1,927	1,073	55.68%	1,104	1,927	1,073	55.68%	2,800	200	7.14%	1,391
	Total Services & Mat'ls.	319,536	327,374	(7,838)	-2.39%	116,134	329,129	(9,593)	-2.91%	318,906	630	0.20%	352,110
	Department Total	673,240	658,707	14,533	2.21%	223,465	626,509	46,731	7.46%	569,595	103,645	18.20%	597,326

Comments:

GREATER ASHEVILLE REGIONAL AIRPORT AUTHORITY
ASHEVILLE REGIONAL AIRPORT
Marketing & Public Relations
BASIC OPERATING BUDGET
FY 2014-2015

Fund ARA
Department Marketing & Public Relations
Department # 30
Cost Center 00
Source 00

132,781

Account Code					Description	Item	Summary
Fund	Acct.	Sec.	C.C.	Source		Amount	Amount

PERSONNEL SERVICES

ARA	500000	30	00	00	Salaries	132,781	132,781	
ARA	500016	30	00	00	Longevity	-	-	
					<u>Benefits:</u>			
ARA	500017	30	00	00	Medical Reimbursements	200	52,929	
ARA	500050	30	00	00	FICA Taxes	10,843		
ARA	500070	30	00	00	LGERS retirement	9,977		
ARA	500080	30	00	00	401k	6,871		
ARA	500160	30	00	00	Medical	22,116		
ARA	500260	30	00	00	Dental	1,517		
ARA	500360	30	00	00	Life Insurance	452		
ARA	500460	30	00	00	Disability	953		
TOTAL PERSONNEL SERVICES								185,710

OPERATING EXPENSES

Professional Services							
ARA	604000	30	00	00	Professional Services - General		10,000
					Air service development consulting	10,000	
ARA	604016	30	00	00	Artwork and Creative Production		26,000
					Creative production (tv, radio, pr videos, in-terminal collater	16,000	
					Website updates (site refresh)	10,000	
ARA	604017	30	00	00	Surveys, Reports & Data		6,800
					Internal marketing surveys - process, supplies, incentives	1,500	
					Thanks Again quarterly surveys	2,000	
					SwiftTrip - fare analysis data	3,300	
ARA	641000	30	00	00	Temporary Help		-
					Holiday help; trees; etc.	-	
Travel and Training							
ARA	650000	30	00	00	Travel, Per Diem, Conference Registration		12,700
					ACI Marketing & Jumpstart Conf June 2015 - Tina	2,200	
					Marketing conference - Callie	1,600	
					Airline meeting travel expenses	2,800	
					Roundtables - Sabre, Seabury, Ailevon, etc.	2,500	
					Local travel - Tina	3,600	
ARA	651000	30	00	00	Training & Education		250
					Professional development courses	250	
						-	
General Repairs and Maintenance							
ARA	710000	30	00	00	General Repairs and Maintenance		200
					Piano tuning	200	
Printing & Binding							
ARA	730000	30	00	00	Printing & Binding		5,500
					Miscellaneous projects - annual report, brochures, etc.	2,800	
					Dedication plaque for DPS building	500	
					Terminal posters & materials for airfield project	2,200	

GREATER ASHEVILLE REGIONAL AIRPORT AUTHORITY
ASHEVILLE REGIONAL AIRPORT
Marketing & Public Relations
BASIC OPERATING BUDGET
FY 2014-2015

Fund ARA
Department Marketing & Public Relations
Department # 30
Cost Center 00
Source 00

132,781

Account Code		Description			Item	Summary
Fund	Acct.	Sec.	C.C.	Source	Amount	Amount
ARA	730001	30	00	00	Banners	2,700
					Updated banners	700
					Parking lot banners	2,000
					Promotional Activities	
ARA	740005	30	00	00	Radio	12,000
					Misc. radio	12,000
ARA	740010	30	00	00	Billboards	36,000
					Billboard leases (outdoor, cinema screens, etc.)	32,000
					(removed Visitor Center display - will look at diff option)	
					Production costs	4,000
ARA	740015	30	00	00	Print	17,100
					AVL - CVB Asheville Magazine - Journal Communications	2,100
					Magazines & newspapers	15,000
ARA	740020	30	00	00	TV	64,000
					Network - WLOS, WSPA, WYFF, FOX	48,000
					Charter cable	16,000
ARA	740030	30	00	00	Telephone Book	600
					Yellow Book	600
ARA	740040	30	00	00	Web Advertising	47,000
					Per click & display advertising	40,000
					Business to business marketing via email/web/Constant Contact	4,000
					Social media advertising / contesting	3,000
ARA	740050	30	00	00	Air Service Development	750
					Miscellaneous	750
ARA	740100	30	00	00	Other Promotional Events/Sponsorships	18,000
					Flyaways	7,000
					Corp traveler loyalty program - Thanks Again	11,000
ARA	740101	30	00	00	Community Events/Exhibits/Sponsorships	47,000
					Community sponsorships (misc - large and small)	10,000
					Annual event - Aviation Day	24,000
					Henderson Chamber sponsorships	2,500
					Asheville Chamber sponsorships	3,500
					5x5 sponsorship - BCEDC	2,500
					Ribbon cutting - new DPS building / event	3,000
					Airfield project events: pilots, media, internal	1,500
ARA	740115	30	00	00	Employee/Tenant Appreciation	1,700
					Tenant lunch	1,700
					Operating Supplies	
ARA	770301	30	00	00	Art Program Supplies	2,000
					Supplies, promotional materials	1,000
					LED bulbs - transition	1,000
ARA	770305	30	00	00	Promotional Items	11,000
					Small items/large quantities - general & airfield project	3,000
					Carolina West	1,000
					Apparel - promotional	2,500
					Apparel - staff - restock	2,000
					Large items / small quantities	2,500

GREATER ASHEVILLE REGIONAL AIRPORT AUTHORITY
 ASHEVILLE REGIONAL AIRPORT
Marketing & Public Relations
BASIC OPERATING BUDGET
FY 2014-2015

Fund ARA
 Department Marketing & Public Relations
 Department # 30
 Cost Center 00
 Source 00

132,781

Account Code					Description	Item Amount	Summary Amount	
Fund	Acct.	Sec.	C.C.	Source				
ARA	770310	30	00	00	Holiday Decorations		4,500	
					Decorations - exterior lights, wreath	4,500		
ARA	771000	30	00	00	Operating Furniture, Fixtures, Equipment and Software Greater than \$100 & up to \$5,000		2,700	
					Sign kiosks for construction updates	700		
					Frames for jet bridge posters	2,000		
					Books, Publications, Subscriptions and Memberships			
ARA	780100	30	00	00	Dues & Memberships		4,725	
					Asheville Chamber	675		
					Haywood Chamber	415		
					Hendersonville Chamber	475		
					Jackson Chamber	210		
					Madison Chamber	300		
					McDowell Chamber	200		
					Mitchell County Chamber	350		
					Polk Chamber	375		
					Rutherford Chamber	250		
					Transylvania/Brevard Chamber	375		
					Yancey Chamber	280		
					Blue Ridge Mountain Host	300		
					AAAE	275		
					SEC AAAE	35		
					Social media plug in service	210		
ARA	780500	30	00	00	Books, Publications, Compact Disks, Videos & Subscriptions		775	
					Photos - royalty free	300		
					Citizen-Times subscription	250		
					Times-News subscription	225		
TOTAL OPERATING EXPENSES								334,000
SECTION TOTAL								519,710

GREATER ASHEVILLE REGIONAL AIRPORT AUTHORITY
Marketing & Public Relations
Fiscal Year 2014/2015
Variance Analysis

Acct #	Description	FY2014 Budget				FY2014 Estimated Actual				FY2013 Actual			FY 2012
		FY 2015 Budget	FY 2014 Budget	Increase/Decrease		FY 2014 5 Months	FY 2014 Estimate	Increase/Decrease		FY 2013 Actual	Increase/Decrease		FY 2012 Actual
				Amount	Percent			Amount	Percent		Amount	Percent	
500000	Salaries	132,781	132,781	0	0.00%	50,926	132,781	0	0.00%	123,882	8,899	7.18%	128,802
500016	Longevity	0	0	0	100%	0	0	0	100%	900	(900)	-100.00%	860
500017	Medical Reimbursements	200	200	0	0.00%	0	200	0	0.00%	0	200	100%	100
500050	FICA Taxes	10,843	10,486	357	3.40%	3,971	10,486	357	3.40%	9,915	928	9.36%	9,637
500070	LGERS retirement	9,977	9,388	589	6.27%	3,600	9,388	589	6.27%	8,409	1,568	18.65%	8,756
500080	401k	6,871	6,639	232	3.49%	2,546	6,639	232	3.49%	6,235	636	10.20%	6,238
500160	Medical	22,116	18,743	3,373	18.00%	6,718	18,743	3,373	18.00%	17,885	4,231	23.66%	20,419
500260	Dental	1,517	1,378	139	10.09%	514	1,378	139	10.09%	1,321	196	14.84%	1,282
500360	Life Insurance	452	443	9	2.03%	127	443	9	2.03%	410	42	10.24%	410
500460	Disability	953	953	0	0.00%	224	953	0	0.00%	740	213	28.78%	740
	Total Benefits	52,929	48,230	4,699	9.74%	17,700	48,230	4,699	9.74%	44,915	8,014	17.84%	47,582
	Total Personal Services	185,710	181,011	4,699	2.60%	68,626	181,011	4,699	2.60%	169,697	16,013	9.44%	177,244
604000	Professional Services - General	10,000	15,000	(5,000)	-33.33%	0	15,000	(5,000)	-33.33%	0	10,000	100%	
604016	Artwork and Creative Production	26,000	19,000	7,000	36.84%	7,845	19,000	7,000	36.84%	9,337	16,663	178.46%	29,759
604017	Surveys, Reports & Data	6,800	6,800	0	0.00%	1,875	6,800	0	0.00%	4,156	2,644	63.62%	12,825
641000	Temporary Help	0	0	0	100%	0	0	0	100%	0	0	100%	0
650000	Travel, Per Diem, Conference Registration	12,700	13,100	(400)	-3.05%	2,000	13,100	(400)	-3.05%	11,245	1,455	12.94%	12,983
651000	Training & Education	250	250	0	0.00%	320	320	(70)	-21.88%	500	(250)	-50.00%	599
662000	Telecommunications	0	0	0	100%	0	0	0	100%	330	(330)	-100.00%	0
710000	General Repairs and Maintenance	200	200	0	0.00%	0	200	0	0.00%	95	105	110.53%	0
730000	Printing & Binding	5,500	4,000	1,500	37.50%	594	4,000	1,500	37.50%	4,445	1,055	23.73%	4,855
730001	Banners	2,700	3,500	(800)	-22.86%	837	3,500	(800)	-22.86%	2,798	(98)	-3.50%	535
740005	Radio	12,000	12,000	0	0.00%	0	12,000	0	0.00%	9,362	2,638	28.18%	35,122
740010	Billboards	36,000	39,000	(3,000)	-7.69%	18,500	39,000	(3,000)	-7.69%	31,090	4,910	15.79%	35,600
740015	Print	17,100	17,100	0	0.00%	13,393	17,100	0	0.00%	32,224	(15,124)	-46.93%	14,650
740020	TV	64,000	64,000	0	0.00%	20,400	64,000	0	0.00%	59,446	4,554	7.66%	55,585
740030	Telephone Book	600	800	(200)	-25.00%	448	900	(300)	-33.33%	1,011	(411)	-40.65%	1,047
740040	Web Advertising	47,000	47,000	0	0.00%	10,547	47,000	0	0.00%	28,950	18,050	62.35%	29,414
740050	Air Service Development	750	1,500	(750)	-50.00%	335	1,000	(250)	-25.00%	590	160	27.12%	0
740100	Promotional Events/Sponsorships	18,000	23,000	(5,000)	-21.74%	5,337	19,000	(1,000)	-5.26%	13,728	4,272	31.12%	9,424
740101	Other Community Events/Exhibits/Sponsorship	47,000	50,800	(3,800)	-7.48%	19,692	49,000	(2,000)	-4.08%	53,437	(6,437)	-12.05%	49,570
740115	Employee/Tenant Appreciation	1,700	1,500	200	13.33%	1,574	1,574	126	8.01%	1,350	350	25.93%	1,729
770301	Art Program	2,000	1,200	800	66.67%	287	1,200	800	66.67%	810	1,190	146.91%	997
770305	Promotional Items	11,000	11,000	0	0.00%	2,703	11,000	0	0.00%	11,460	(460)	-4.01%	11,951
770310	Holiday Decorations	4,500	600	3,900	650.00%	6,001	7,300	(2,800)	-38.36%	741	3,759	507.29%	0
771000	Operating Furniture, Fixtures and Equipment	2,700	700	2,000	285.71%	0	700	2,000	285.71%	226	2,474	1094.69%	0
780100	Dues & Memberships	4,725	5,170	(445)	-8.61%	920	4,800	(75)	-1.56%	4,667	58	1.24%	5,012
780500	Books & Publications	775	915	(140)	-15.30%	50	500	275	55.00%	459	316	68.85%	631
	Total Services & Mat'ls.	334,000	338,135	(4,135)	-1.22%	113,658	337,994	(3,994)	-1.18%	282,457	51,543	18.25%	312,288
	Department Total	519,710	519,146	564	0.11%	182,284	519,005	705	0.14%	452,154	67,556	14.94%	489,532

Comments:

**GREATER ASHEVILLE REGIONAL AIRPORT AUTHORITY
ASHEVILLE REGIONAL AIRPORT**

Operations

BASIC OPERATING BUDGET

FY 2014-2015

Fund ARA
Department Operations
Department # 40
Cost Center 00
Source 00

1,023,341

Account Code					Description	Item	Summary
Fund	Acct.	Sec.	C.C.	Source		Amount	Amount

PERSONNEL SERVICES

ARA	500000	40	10	00	Salaries	969,258	969,258
ARA	500016	40	10	00	Longevity	19,381	19,381
ARA	500020	40	10	00	Overtime...Includes O/T for 3 New Ops Positions	30,000	30,000
Benefits:							
ARA	500017	40	10	00	Medical Reimbursements	400	587,238
ARA	500050	40	10	00	FICA Taxes	81,631	
ARA	500070	40	10	00	LGERS retirement	76,411	
ARA	500080	40	10	00	401k	52,625	
ARA	500160	40	10	00	Medical	344,834	
ARA	500260	40	10	00	Dental	19,052	
ARA	500360	40	10	00	Life Insurance	4,437	
ARA	500460	40	10	00	Disability	7,848	

TOTAL PERSONNEL SERVICES

1,605,877

OPERATING EXPENSES

Professional Services

ARA	641000	40	10	00	Temporary Help		70,000
					Temporary Help	70,000	

Contractual Services

ARA	645000	40	60	00	Landscaping		9,420
					RAC Contract	9,420	
ARA	646500	40	80	00	Parking Management Contract		380,719
					Payroll, Benefits & Operating Expenses	322,663	
					Management Fee	58,056	
ARA	647000	40	10	00	Other Contractual Services		75,419
					Automatic Door Contract	6,800	
					Uniform Cleaning & Mats (Maintenance & Janitorial)	16,000	
					Loading Bridge Maintenance Contract	4,251	
					Load Bank Generator Test	3,200	
					State & NCDOL Inspections	1,000	
					Fire Sprinkler Inspections/Backflow/Halation/Crane	5,500	
					Waste Removal & Recycling	13,285	
					RAC Waste Removal and Recycling	4,500	
					Pest Control	1,750	
					RAC Pest Control	533	
					Wildlife Program	10,600	
					Annual Continuous Runway Friction Testing	3,000	
					Lobby Plants	5,000	
ARA	700100	40	10	00	Elevator Maintenance Contract		4,000
					Elevator Maintenance Contract	4,000	
ARA	700200	40	10	00	Fire Alarm Systems Contract		15,500
					Fire Alarm Systems-Infinity & Monitoring fees	1,000	
					Fire Alarm Systems-Simplex	14,500	

Travel and Training

ARA	650000	40	10	00	Travel, Per Diem, Conference Registration		14,750
-----	--------	----	----	----	---	--	--------

**GREATER ASHEVILLE REGIONAL AIRPORT AUTHORITY
ASHEVILLE REGIONAL AIRPORT**

Operations

BASIC OPERATING BUDGET

FY 2014-2015

Fund ARA
Department Operations
Department # 40
Cost Center 00
Source 00

1,023,341

Account Code					Description	Item	Summary
Fund	Acct.	Sec.	C.C.	Source		Amount	Amount
					SEC Annual Conference	1,700	
					NCAA Conference	800	
					AGTA Conference (1)	2,000	
					Annual Snow Symposium (2)	4,000	
					FAA Annual Cert. Conference/Operations School (2)	1,350	
					NCAA Board travel...7 to 10 meetings	1,800	
					Safety Conferences	700	
					Local Travel	2,400	
ARA	651000	40	10	00	Training & Education		6,400
					Professional Development/Loretta Scott Training	-	
					Safety Programs	3,000	
					Advanced Operations Specialist School (2)	3,400	
Utility Services							
ARA	681000	40	20	00	Electricity TA8918 Terminal 208		141,763
					61 Terminal Dr (727 171 5729)	141,763	
ARA	681500	40	20	00	Electricity TH4698 Landside Restaurant & GRAA Storage areas		20,623
					61 Terminal Dr (183 474 0183)	4,573	
					Airside Restaurant and Freezer	16,050	
ARA	682500	40	20	00	Electricity TH4217 DPS Bldg Old		4,000
					43 Terminal Drive (726 522 5727)	4,000	
ARA		40	20	10	Electricity DPS Bldg New		28,400
						28,400	
ARA	683000	40	20	00	Electricity TK0203 Maint Bldgs		12,124
					15 Aviation Way (590 232 5728)	12,124	
ARA	683500	40	20	00	Electricity W10456 Vgate-8AW		420
					21 Aviation Way (798 342 2663)	420	
ARA	684000	40	20	00	Electricity S93746 GA Sewer Lift		792
					1 Aviation Way (153 235 5813)	792	
ARA	685600	40	20	00	Electricity TF3027 480V TAFRDP		132,108
					61 Terminal Dr (447 711 2884)	132,108	
ARA	686000	40	20	00	Electricity YK5320 Cargo Bldg		554
					41 Terminal Dr (527 340 0993)	554	
ARA	687000	40	20	00	Electricity W12777 ODLGriffen		-
					21 Aviation Way (465 604 2167) WNC Lease	-	
ARA	688500	40	60	00	Electricity RAC CAM S83383		15,527
					87 Rental Car Dr (319 694 7927)	15,527	
ARA	689000	40	80	00	Electricity TH6583 WBW St Light		5,546
					Wright Brothers Way (317 794 7458)	5,546	
ARA	689100	40	90	00	Electricity VF0723 Pinner Rd Rental House		-
					(129 615 7405)	-	
ARA	689200	40	80	00	Electricity YT5631 LowerOverflow		1,156
					(606 016 2549)	1,156	
ARA	689300	40	20	00	Electricity SA3067 Lav Cart Dump Station		780
					(086 102 1566)	780	
ARA	690000	40	10	00	Nat Gas 635822 Terminal		24,191
					61 Terminal Dr (3-1981-0349-9500)	24,191	
ARA	691500	40	20	00	Nat Gas 568135 Operations Office Bldg A (East)		10,425

**GREATER ASHEVILLE REGIONAL AIRPORT AUTHORITY
ASHEVILLE REGIONAL AIRPORT**

Operations

BASIC OPERATING BUDGET

FY 2014-2015

Fund ARA
Department Operations
Department # 40
Cost Center 00
Source 00

1,023,341

Account Code		Description				Item	Summary
Fund	Acct.	Sec.	C.C.	Source	Amount	Amount	
					15 Aviation Way (2-2100-7146-7120)	10,425	
ARA	692000	40	20	00	Nat Gas 446155 Main Bldg B (West)		5,350
					15 Aviation Way (8-1981-0349-9521)	5,350	
ARA	692500	40	20	00	Nat Gas 384909 DPS Bldg Old		1,200
					43 Terminal Dr (2-1981-0440-0092)	1,200	
ARA		40	20	00	Nat Gas 000000 DPS Bldg New		18,975
						18,975	
ARA	693000	40	20	00	Nat Gas 250049 CAP Bldg		-
					21 Aviation Way (1-1981-0349-9513) WNC Lease	-	
ARA	695000	40	10	00	Water 11946022/11946024 Term		41,500
					61 Terminal Dr (2111887-1140018)	41,500	
ARA	695500	40	00	00	Water 47313873 Maint Bldg A E		-
					15 Aviation Way (2111879-1339978)	-	
ARA	696000	40	20	00	Water 11703893 Public Saf Bldg-Old		250
					43 Terminal Dr (2111883-1139998)	250	
ARA		40	20	00	Water 00000000 Public Saf Bldg-New		950
						950	
ARA	696500	40	20	00	Water 12439009 Air Cargo Bldg		290
					41 Terminal Dr (2111885-1140008)	290	
ARA	697000	40	00	00	Water 43119699 ODL Griffen Bldg		-
					21 Aviation Way (2111877-1139968) WNC Lease	-	
ARA	697500	40	20	00	Water 11459507/70162311 New Maint Bldg (East)		2,875
					15 Aviation Way (2111887-1580708)	2,875	
ARA	698000	40	60	00	Water 11946005/70182576 RAC		16,500
					65 Rental Car Dr (2293169-1587918)	16,500	
ARA	698500	40	80	00	Water 1013844 Toll Plaza Office		1,349
					70 Terminal Dr	1,349	
					General Repairs and Maintenance		
ARA	710100	40	10	00	Terminal, Buildings and Grounds		233,200
					Terminal, Building & Grounds General Repairs	25,000	
					Door Hardware	10,000	
					Forbo Replacement	5,000	
					Terminal & Grounds Lighting Fixtures and bulbs	13,000	
					Baggage Belts	15,000	
					Equipment Rental	5,000	
					Roofing Maintenance	10,000	
					HVAC Repairs	12,000	
					Signs	8,000	
					Lime, Fertilizer, Mulch & Plants	12,000	
					Loading Bridges, PC Air/GPU's	20,000	
					RAC Light Poles, Fencing, Backflow/Fire Line & Building	12,000	
					Light Poles, Fencing.	15,000	
					Crosswalk Sealing (1)	6,500	
					Sewer Cleanout & Repair	3,000	
					Pavement Maintenance Program	15,000	

**GREATER ASHEVILLE REGIONAL AIRPORT AUTHORITY
ASHEVILLE REGIONAL AIRPORT**

Operations

BASIC OPERATING BUDGET

FY 2014-2015

Fund ARA
Department Operations
Department # 40
Cost Center 00
Source 00

1,023,341

Account Code		Description			Item	Summary	
Fund	Acct.	Sec.	C.C.	Source	Amount	Amount	
					Rental Homes, Advantage West, DPS, CAP, & WNC Building	12,000	
					Window Replacement Project/ Annual Cleaning	34,700	
ARA	710200	40	20	00	Vehicles and Heavy Equipment		78,000
					Airfield Vehicles & Heavy Equipment	60,000	
					Landside Vehicles & Heavy Equipment	15,000	
					Authority Vehicle Tax & Tags	3,000	
ARA	710300	40	20	00	Airport and Airfield Equipment		15,500
					Airfield Lighting, Runway Painting, & Electrical Vault	15,500	
					Printing & Binding		
ARA	730000	40	10	00	Printing & Binding		1,500
					Printing & Binding, Forms/Permits/	1,500	
					Promotional Activities		
ARA	740115	40	10	00	Employee/Tenant Appreciation		500
					Employee/Conference Hosting/Snow Team Food	500	
					Operating Supplies		
ARA	770100	40	10	00	Vehicle Fuel		43,000
					Vehicle Fuel	43,000	
ARA	770200	40	10	00	Shop Supplies		5,000
					Shop Supplies	5,000	
ARA	770300	40	10	00	Operating Supplies		18,690
					Operating Supplies	6,000	
					Finger Print/Badging	12,690	
ARA	770400	40	10	00	Chemicals & Safety		79,012
					Chemicals & Safety	4,012	
					De-icing Chemicals	75,000	
ARA	770500	40	10	00	Small Tools and Equipment		7,500
					Small Tools & Equipment	7,500	
ARA	770600	40	10	00	Custodial Supplies		12,000
					Cleaning Supplies/Mop Heads/Trash Can Liners etc.	12,000	
ARA	770650	40	10	00	Custodial Consumables		33,000
					Soap/Paper Towels/Toilet Paper/Seat Covers	33,000	
ARA	771000	40	10	00	Operating Furniture, Fixtures, Equipment and Software Greater than \$100 & up to \$5,000		750
						750	
ARA	771500	40	10	00	Uniforms		4,400
					Employee Shoe Allowance	2,400	
					Winter Weather Gear	1,600	
					Prescription Safety Glasses	400	

**GREATER ASHEVILLE REGIONAL AIRPORT AUTHORITY
ASHEVILLE REGIONAL AIRPORT**

Operations

BASIC OPERATING BUDGET

FY 2014-2015

Fund ARA
Department Operations
Department # 40
Cost Center 00
Source 00

1,023,341

Account Code					Description	Item Amount	Summary Amount	
Fund	Acct.	Sec.	C.C.	Source				
Books, Publications, Subscriptions and Memberships								
ARA	780100	40	10	00	Dues & Memberships		2,425	
					AAAE-5	1,375		
					AGTA-2	450		
					SEC-8	280		
					NCAA Annual Dues 8	320		
ARA	780500	40	10	00	Books, Publications, Compact Disks, Videos & Subscriptions		500	
						500		
ARA	780503	40	10	00	Licenses & Certifications		660	
					CDL Licenses	500		
					NC Fire Sprinkler Licenses	160		
TOTAL OPERATING EXPENSES								1,599,493
SECTION TOTAL								3,205,370

GREATER ASHEVILLE REGIONAL AIRPORT AUTHORITY

Operations

Fiscal Year 2014/2015

Variance Analysis

Acct #	Description	FY2014 Budget				FY2014 Estimated Actual				FY2013 Actual			FY 2012
		FY 2015 Budget	FY 2014 Budget	Increase/Decrease		FY 2014 Actual 5 Months	FY 2014 Estimate	Increase/Decrease		FY 2013 Actual	Increase/Decrease		FY 2012 Actual
				Amount	Percent			Amount	Percent		Amount	Percent	
500000	Salaries	969,258	973,960	(4,702)	-0.48%	357,748	901,960	67,298	7.46%	805,491	163,767	20.33%	805,640
500016	Longevity	19,381	18,122	1,259	6.95%	8,191	18,122	1,259	6.95%	14,874	4,507	30.30%	12,787
500020	Overtime	30,000	30,000	0	0.00%	7,479	25,000	5,000	20.00%	20,060	9,940	49.55%	20,536
500017	Medical Reimbursements	400	400	0	0.00%	0	0	400	100%	400	0	0.00%	300
500050	FICA Taxes	81,631	79,194	2,437	3.08%	27,765	73,686	7,945	10.78%	62,495	19,136	30.62%	62,825
500070	LGERS retirement	76,411	72,261	4,150	5.74%	26,370	67,171	9,240	13.76%	56,369	20,042	35.56%	57,983
500080	401k	52,625	51,104	1,521	2.98%	18,649	47,504	5,121	10.78%	41,781	10,844	25.95%	41,546
500160	Medical	344,834	303,209	41,625	13.73%	98,174	270,209	74,625	27.62%	210,944	133,890	63.47%	207,596
500260	Dental	19,052	18,037	1,015	5.63%	5,847	16,255	2,797	17.21%	13,296	5,756	43.29%	13,004
500360	Life Insurance	4,437	4,203	234	5.57%	1,343	3,873	564	14.56%	3,188	1,249	39.18%	3,291
500460	Disability	7,848	7,552	296	3.92%	2,166	7,123	725	10.18%	5,439	2,409	44.29%	5,144
	Total Benefits	587,238	535,960	51,278	9.57%	180,314	485,821	101,417	20.88%	393,912	193,326	49.08%	391,689
	Total Personal Services	1,605,877	1,558,042	47,835	3.07%	553,732	1,430,903	174,974	12.23%	1,234,337	371,540	30.10%	1,230,652
604020	Physicals and Drug Screens	0	0	0	100%	0	0	0	100%	0	0	100%	396
641000	Temporary Help	70,000	30,000	40,000	133.33%	32,389	74,000	(4,000)	-5.41%	67,232	2,768	4.12%	29,710
645000	Landscaping	9,420	12,000	(2,580)	-21.50%	3,925	9,420	0	0.00%	9,600	(180)	-1.88%	9,600
646500	Parking Management Contract	380,719	370,351	10,368	2.80%	150,166	360,398	20,321	5.64%	351,964	28,755	8.17%	343,649
647000	Other Contractual Services	75,419	78,457	(3,038)	-3.87%	21,129	78,457	(3,038)	-3.87%	52,664	22,755	43.21%	57,327
700100	Elevator Maintenance Contract	4,000	4,213	(213)	-5.06%	2,056	4,934	(934)	-18.94%	35,417	(31,417)	-88.71%	4,653
700200	Fire Alarm Systems Contract	15,500	13,500	2,000	14.81%	7,035	16,884	(1,384)	-8.20%	14,314	1,186	8.29%	9,800
650000	Travel, Per Diem, Conference Registration	14,750	13,800	950	6.88%	2,934	13,800	950	6.88%	14,871	(121)	-0.81%	12,801
651000	Training & Education	6,400	5,250	1,150	21.90%	269	5,250	1,150	21.90%	1,561	4,839	309.99%	4,517
681000	ElectricityTA8918 Terminal 208	141,763	140,827	936	0.66%	59,264	135,000	6,763	5.01%	127,337	14,426	11.33%	137,399
681500	Electricity TH4698 Restaurant	20,623	20,688	(65)	-0.31%	1,999	19,000	1,623	8.54%	4,376	16,247	371.28%	4,864
682500	Electricity TD0460 DPS Bldg-Old	4,000	11,050	(7,050)	-63.80%	4,376	11,050	(7,050)	-63.80%	9,877	(5,877)	-59.50%	9,875
	Electricity 000000 DPS Bldg-New	28,400	0	28,400	100%	0	0	28,400	100%	0	28,400	100%	0
683000	Electricity TF6197 Maint Bldg	12,124	11,827	297	2.51%	5,123	11,628	496	4.27%	11,268	856	7.60%	12,515
683500	Electricity W10456 Vgate-8AW	420	336	84	25.00%	156	374	46	12.18%	324	96	29.63%	292
684000	Electricity S93746 GA Sewer Lift	792	564	228	40.43%	324	700	92	13.14%	590	202	34.24%	510
685600	Electricity TF3027 480V TAFRDP	132,108	121,939	10,169	8.34%	53,773	121,939	10,169	8.34%	115,497	16,611	14.38%	118,993
686000	Electricity YK5320 Cargo Bldg	554	1,038	(484)	-46.63%	126	425	129	30.35%	278	276	99.28%	1,406
687000	Electricity W12777 ODLGriffin	0	0	0	100%	0	0	0	100%	0	0	100%	0
688500	Electricity RAC CAM S83383	15,527	14,459	1,068	7.39%	5,895	14,148	1,379	9.75%	13,757	1,770	12.87%	13,923
689000	Electricity TH6583 WBW St Light	5,546	5,263	283	5.38%	2,200	5,200	346	6.65%	4,834	712	14.73%	5,228
689100	Electricity VF0723 Pinner Rd RH	0	403	(403)	-100.00%	0	0	0	100%	361	(361)	-100.00%	390
689200	Electricity YT5631 Lower Overflow	1,156	605	551	91.07%	513	900	256	28.44%	506	650	128.46%	1,189
689300	Electricity SA3067 Lav Cart	780	726	54	7.44%	171	410	370	90.06%	701	79	11.27%	678
690000	Natural Gas 635822 Terminal	24,191	30,714	(6,523)	-21.24%	5,272	24,000	191	0.80%	20,593	3,598	17.47%	24,517
691500	Natural Gas 568135 Operations	10,425	11,452	(1,027)	-8.97%	2,093	11,452	(1,027)	-8.97%	9,715	710	7.31%	7,420
692000	Natural Gas 446155 Main Bldg A West	5,350	5,518	(168)	-3.04%	946	5,300	50	0.94%	4,629	721	15.58%	3,567
692500	Natural Gas 384909 DPS Bldg-Old	1,200	4,836	(3,636)	-75.19%	597	3,400	(2,200)	-64.71%	3,438	(2,238)	-65.10%	3,310
	Natural Gas 000000 DPS Bldg-New	18,975	0	18,975	100%	0	0	18,975	100%	0	18,975	100%	0
693000	Natural Gas 250049 CAP Bldg	0	0	0	100%	0	0	0	100%	0	0	100%	0
695000	Water 70185431/70185433 Term	41,500	25,941	15,559	59.98%	13,175	38,000	3,500	9.21%	21,106	20,394	96.63%	12,330
695500	Water 47313873 Maint Bldg A E	0	0	0	100%	0	0	0	100%	0	0	100%	0
696000	Water 37667083 Public Saf Bldg-Old	250	623	(373)	-59.87%	231	623	(373)	-59.87%	575	(325)	-56.52%	623
	Water 00000000 Public Saf Bldg-New	950	0	950	100%	0	0	950	100%	0	950	100%	0
696500	Water 83562624 Air Cargo Bldg	290	578	(288)	-49.83%	37	250	40	16.00%	231	59	25.54%	560
697000	Water 43119699 ODL Griffin Bldg	0	0	0	100%	0	0	0	100%	0	0	100%	0

Acct #	Description	FY 2015 Budget	FY2014 Budget		FY2014 Estimated Actual				FY2013 Actual			FY 2012	
			FY 2014 Budget	Increase/Decrease		FY 2014 Actual 5 Months	FY 2014 Estimate	Increase/Decrease		FY 2013 Actual	Increase/Decrease		FY 2012 Actual
				Amount	Percent			Amount	Percent		Amount	Percent	
697500	Water 70162311 New Maint Bldg	2,875	2,698	177	6.56%	906	2,800	75	2.68%	2,738	137	5.00%	2,699
698000	Water 70182576/70182577 RAC	16,500	18,581	(2,081)	-11.20%	5,086	16,000	500	3.13%	16,432	68	0.41%	18,913
698500	Water 1013844 Toll Plaza Office	1,349	1,349	0	0.00%	0	0	1,349	100%	0	1,349	100%	0
710100	Terminal, Buildings and Grounds	233,200	214,469	18,731	8.73%	48,047	214,000	19,200	8.97%	241,863	(8,663)	-3.58%	150,989
710200	Vehicles and Heavy Equipment	78,000	75,000	3,000	4.00%	24,795	75,000	3,000	4.00%	64,390	13,610	21.14%	77,158
710300	Airport and Airfield Equipment	15,500	15,500	0	0.00%	4,097	9,833	5,667	57.64%	15,830	(330)	-2.08%	85,022
730000	Printing & Binding	1,500	2,000	(500)	-25.00%	745	3,400	(1,900)	-55.88%	3,370	(1,870)	-55.49%	1,982
740115	Employee/Tenant Appreciation	500	1,000	(500)	-50.00%	0	0	500	100%	461	39	8.46%	314
770100	Vehicle Fuel	43,000	45,000	(2,000)	-4.44%	17,868	45,000	(2,000)	-4.44%	36,936	6,064	16.42%	38,231
770200	Shop Supplies	5,000	5,000	0	0.00%	1,896	5,000	0	0.00%	2,534	2,466	97.32%	5,266
770300	Operating Supplies	18,690	15,000	3,690	24.60%	9,660	15,000	3,690	24.60%	1,244	17,446	1402.41%	5,212
770400	Chemicals & Safety	79,012	74,012	5,000	6.76%	1,613	74,012	5,000	6.76%	1,363	77,649	5696.92%	1,935
770500	Small Tools and Equipment	7,500	7,500	0	0.00%	4,931	7,500	0	0.00%	6,432	1,068	16.60%	5,134
770600	Custodial Supplies	12,000	10,000	2,000	20.00%	7,751	11,000	1,000	9.09%	12,765	(765)	-5.99%	14,234
770650	Custodial Consumables	33,000	30,000	3,000	10.00%	13,605	31,000	2,000	6.45%	28,943	4,057	14.02%	32,163
771000	Operating Furniture, Fixtures and Equipment	750	750	0	0.00%	327	750	0	0.00%	2,655	(1,905)	-71.75%	126
771500	Uniforms	4,400	4,000	400	10.00%	542	4,000	400	10.00%	1,328	3,072	231.33%	3,542
780100	Dues & Memberships	2,425	1,540	885	57.47%	355	1,540	885	57.47%	1,065	1,360	127.70%	1,160
780500	Books & Publications	500	800	(300)	-37.50%	0	800	(300)	-37.50%	189	311	164.55%	48
780503	Licenses & Certifications	660	660	0	0.00%	475	660	0	0.00%	525	135	25.71%	144
	Total Services & Mat'ls.	1,599,493	1,461,817	137,676	9.42%	518,873	1,484,238	115,255	7.77%	1,338,679	260,814	19.48%	1,276,314
	Department Total	3,205,370	3,019,859	185,511	6.14%	1,072,605	2,915,141	290,229	9.96%	2,573,016	632,354	24.58%	2,506,966

Comments:

**GREATER ASHEVILLE REGIONAL AIRPORT AUTHORITY
ASHEVILLE REGIONAL AIRPORT**

Public Safety

BASIC OPERATING BUDGET

FY 2014-2015

Fund ARA
Department Public Safety
Department # 50
Cost Center 20
Source 00

882,852

Account Code					Description	Item	Summary
Fund	Acct.	Sec.	C.C.	Source		Amount	Amount

PERSONNEL SERVICES

ARA	500000	50	20	00	Salaries	802,642	802,642
ARA	500016	50	20	00	Longevity	11,336	11,336
ARA	500020	50	20	00	Overtime	35,000	35,000
ARA	500090	50	20	00	LEO Special Separation Allowance	24,118	24,118
Benefits:							
ARA	500017	50	20	00	Medical Reimbursements	200	441,499
ARA	500050	50	20	00	FICA Taxes	69,629	
ARA	500070	50	20	00	LGERS retirement	67,077	
ARA	500080	50	20	00	401k	43,841	
ARA	500160	50	20	00	Medical	239,132	
ARA	500260	50	20	00	Dental	12,877	
ARA	500360	50	20	00	Life Insurance	3,157	
ARA	500460	50	20	00	Disability	5,586	
TOTAL PERSONNEL SERVICES							1,314,595

OPERATING EXPENSES

Contractual Services

ARA	647000	50	20	00	Other Contractual Services		4,600
					Police Info Computer (NCIC) & Mobile Data	1,500	
					Fire Extinguisher Service	2,000	
					SCBA Inspection	1,100	
					AED Inspection	660	
					IACP Net	500	

Travel and Training

ARA	650000	50	20	00	Travel, Per Diem, Conference Registration		8,900
					AAAE Chief's Conference	1,800	
					ARFF Working Group	1,500	
					NC Safety and Health Congress	800	
					NC Statewide Safety School	800	
					Mossberg Armorer's Training	800	
					Glock Armorer's School	800	
					Local Travel	2,400	
ARA	651000	50	20	00	Training & Education		14,200
					FAR 139 Burn (Truck Ops)	7,000	
					ARFF 3400 Course (SCFA)	5,000	
					Professional Development	1,200	
					Fire & LEO Local Training (Community Colleges)	1,000	

Communications and Freight

ARA	662000	50	20	00	Telecommunications		-
					Cable News Service		
ARA	663000	50	20	00	Online Services		1,440
					Broadband Service for 3 Toughbook Laptops	1,440	

General Repairs and Maintenance

**GREATER ASHEVILLE REGIONAL AIRPORT AUTHORITY
ASHEVILLE REGIONAL AIRPORT**

Public Safety

BASIC OPERATING BUDGET

FY 2014-2015

Fund ARA
Department Public Safety
Department # 50
Cost Center 20
Source 00

882,852

Account Code		Description				Item	Summary
Fund	Acct.	Sec.	C.C.	Source	Amount	Amount	
ARA	710000	50	20	00	General Repairs and Maintenance		3,000
					Radio Maintenance	3,000	
					Operating Supplies		
ARA	770300	50	20	00	Operating Supplies		4,200
					First Aid Supplies	1,200	
					Training Supplies (ammunition, foam, etc)	3,000	
ARA	770400	50	20	00	Chemicals & Safety		3,000
					Chemicals, Safety, and OSHA	3,000	
ARA	770500	50	20	00	Small Tools and Equipment		3,900
					Small Tools & Equipment	3,900	
ARA	771000	50	20	00	Operating Furniture, Fixtures, Equipment and Software Greater than \$100 & up to \$5,000		6,000
					Station Furniture	3,000	
					Radio Equipment	3,000	
ARA	771500	50	20	00	Uniforms		8,800
					Uniforms (Police and Fire Class A's and Utility)	6,000	
					Duty Boots	1,300	
					Body Armor	1,500	
ARA	780501	50	20	00	Firefighter Equipment		2,200
					Turnout Gear & SCBA Masks (New Hire or Damage)	2,200	
					Books, Publications, Subscriptions and Memberships		
ARA	780100	50	20	00	Dues & Memberships		2,095
					ALEAN	450	
					ARFFWG	300	
					Buncombe Co FF Assoc	150	
					Buncombe Co Fire Chief's Assoc	150	
					Henderson Co FF Assoc	100	
					International Assoc of Chief's of Police	150	
					National Safety Council	395	
					NC Assoc of Rescue Squads and EMS	400	
ARA	780500	50	20	00	Books, Publications, Compact Disks, Videos & Subscriptions		750
					Books, Publications. Compact Disks, Videos & Subscrip.	750	
TOTAL OPERATING EXPENSES							63,085
SECTION TOTAL							1,377,680

GREATER ASHEVILLE REGIONAL AIRPORT AUTHORITY
Public Safety
Fiscal Year 2014/2015
Variance Analysis

Acct #	Description	FY 2015 Budget	FY2014 Budget			FY2014 Estimated Actual				FY2013 Actual			FY2012
			FY 2014 Budget	Increase/Decrease		FY 2014 5 Months	FY 2014 Estimate	Increase/Decrease		FY 2013 Actual	Increase/Decrease		FY 2012 Actual
				Amount	Percent			Amount	Percent		Amount	Percent	
500000	Salaries	802,642	812,398	(9,756)	-1.20%	321,809	792,398	10,244	1.29%	807,895	(5,253)	-0.65%	791,105
500016	Longevity	11,336	10,197	1,139	11.17%	1,338	10,197	1,139	11.17%	12,840	(1,504)	-11.71%	11,902
500020	Overtime	35,000	35,000	0	0.00%	10,381	35,000	0	0.00%	25,533	9,467	37.08%	33,525
500090	LEO Special Separation Allowance	24,118	23,367	751	3.21%	5,033	25,377	(1,259)	-4.96%	20,468	3,650	17.83%	40,783
500017	Medical Reimbursements	200	200	0	0.00%	0	200	0	0.00%	200	0	0.00%	100
500050	FICA Taxes	69,629	68,046	1,583	2.33%	25,971	66,516	3,113	4.68%	64,973	4,656	7.17%	63,814
500070	LGERS retirement	67,077	62,433	4,644	7.44%	24,838	60,977	6,100	10.00%	56,646	10,431	18.41%	56,419
500080	401k	43,841	42,880	961	2.24%	17,164	41,880	1,961	4.68%	41,815	2,026	4.85%	40,101
500160	Medical	239,132	203,205	35,927	17.68%	77,560	202,631	36,501	18.01%	162,192	76,940	47.44%	164,340
500260	Dental	12,877	12,040	837	6.95%	4,503	12,010	867	7.22%	11,700	1,177	10.06%	11,623
500360	Life Insurance	3,157	3,107	50	1.61%	1,066	3,085	72	2.33%	2,937	220	7.49%	2,950
500460	Disability	5,586	5,640	(54)	-0.96%	1,908	5,102	484	9.49%	4,893	693	14.16%	4,806
	Total Benefits	441,499	397,551	43,948	11.05%	153,010	392,401	49,098	12.51%	345,356	96,143	27.84%	344,153
	Total Personal Services	1,314,595	1,278,513	36,082	2.82%	491,571	1,255,373	59,222	4.72%	1,212,092	102,503	8.46%	1,221,468
604020	Physicals and Drug Screens	0	0	0	100%	0	0	0	100%	0	0	100%	1,927
647000	Other Contractual Services	4,600	6,700	(2,100)	-31.34%	600	5,500	(900)	-16.36%	9,301	(4,701)	-50.54%	2,677
650000	Travel, Per Diem, Conference Registration	8,900	6,400	2,500	39.06%	3,583	6,500	2,400	36.92%	4,713	4,187	88.84%	6,132
651000	Training & Education	14,200	14,800	(600)	-4.05%	2,016	10,000	4,200	42.00%	15,419	(1,219)	-7.91%	14,223
662000	Telecommunications	0	0	0	100%	508	1,400	(1,400)	-100.00%	1,182	(1,182)	-100.00%	1,134
663000	Online Services	1,440	1,440	0	0.00%	600	1,440	0	0.00%	64	1,376	2150.00%	
710000	General Repairs and Maintenance	3,000	3,000	0	0.00%	1,263	3,031	(31)	-1.03%	2,383	617	25.89%	2,179
770300	Operating Supplies	4,200	6,000	(1,800)	-30.00%	240	5,500	(1,300)	-23.64%	7,284	(3,084)	-42.34%	4,191
770400	Chemicals & Safety	3,000	5,500	(2,500)	-45.45%	512	5,000	(2,000)	-40.00%	2,937	63	2.15%	3,220
770500	Small Tools and Equipment	3,900	4,500	(600)	-13.33%	959	4,000	(100)	-2.50%	2,421	1,479	61.09%	7,535
771000	Operating Furniture, Fixtures and Equipment	6,000	1,000	5,000	500.00%	0	1,000	5,000	500.00%	721	5,279	732.18%	769
771500	Uniforms	8,800	15,300	(6,500)	-42.48%	1,877	13,500	(4,700)	-34.81%	6,382	2,418	37.89%	10,541
780501	Firefighter Equipment	2,200	2,500	(300)	-12.00%	680	2,300	(100)	-4.35%	968	1,232	127.27%	3,479
780100	Dues & Memberships	2,095	2,050	45	2.20%	495	2,000	95	4.75%	1,311	784	59.80%	1,746
780500	Books & Publications	750	750	0	0.00%	118	700	50	7.14%	473	277	58.56%	656
	Total Services & Mat'ls.	63,085	69,940	(6,855)	-9.80%	13,451	61,871	1,214	1.96%	55,559	7,526	13.55%	60,409
	Department Total	1,377,680	1,348,453	29,227	2.17%	505,022	1,317,244	60,436	4.59%	1,267,651	110,029	8.68%	1,281,877

Comments:

**GREATER ASHEVILLE REGIONAL AIRPORT AUTHORITY
FY2014/2015 PROJECTED CAPITAL CARRYOVER**

Description	Amount Authorized	Estimated Spending Through 6/30/2014	Estimated Balance to Carryover	FAA-AIP Entitlement	FAA-AIP Discretionary	NC DOT Grants	PFC'S Currently Approved (2)	Airport Funds
ARFF Station Design	\$ 543,409	\$ 518,409	\$ 25,000	\$ 23,750			\$ 1,250	\$ -
ARFF Station Construction	4,534,750	4,219,648	315,102					315,102
Airfield Redevelopment-Phase I (1)	4,013,219	3,013,219	1,000,000		1,000,000			-
Airfield Redevelopment-Bid Package 1 (1)	11,868,128	1,000,000	10,868,128	2,500,000	6,500,000	300,000	1,568,128	-
TOTAL CARRYOVER	\$ 20,959,506	\$ 8,751,276	\$ 12,208,230	\$ 2,523,750	\$ 7,500,000	\$ 300,000	\$ 1,569,378	\$ 315,102

(1) Represents current estimated amounts. Related contracts requiring Board approval will be presented to the Board before implementation.

(2) PFC Revenues are included in the budget at the amount expected to be collected by the airlines in the fiscal year. Any difference between that amount and the amount planned as funding for current year capital projects is reflected in the budgeted amount of GARAA cash to be used.

**GREATER ASHEVILLE REGIONAL AIRPORT AUTHORITY
CAPITAL BUDGET
FISCAL YEAR 2014/2015**

Description	Total	Funding Source				
		FAA- AIP Entitlements	FAA- AIP Discretionary	NCDOT Grants	Currently Approved PFC's (2)	Airport Funds
Capital Improvements (1)						
Airfield Redevelopment - Bid Package 2	\$ 12,750,123	\$ 2,675,710	\$ 6,500,000	\$ -	\$ 3,574,413	\$ -
Total Capital Improvements	12,750,123	2,675,710	6,500,000	-	3,574,413	-
Renewal and Replacement						
Roofing for Terminal Building	320,000					320,000
Roofing for Toll Plaza	55,000					55,000
Vehicle Replacement	72,600					72,600
Landside LED Pole Lighting	27,585					27,585
Parking Utility Vehicle	20,000					20,000
Turnout Gear Replacement-Phase 1	23,777					23,777
EASE System Refresh	30,300					30,300
LCD Upgrades-Phase 3	27,300					27,300
Network Core Switch Replacement	23,774					23,774
Gas Meter Sysytem Replacement	12,000					12,000
						-
Total Renewal and Replacement	612,336	-	-	-	-	612,336
Total	\$ 13,362,459	\$ 2,675,710	\$ 6,500,000	\$ -	\$ 3,574,413	\$ 612,336

(1) All purchases of Capital Improvements will be presented to the Authority Board for final approval before implementation unless otherwise authorized by the Authority Board.

(2) PFC Revenues are included in the budget at the amount expected to be collected by the airlines in the fiscal year. Any difference between that amount and the amount planned as funding for current year capital projects is reflected in the budgeted amount of GARAA cash to be used.

**GREATER ASHEVILLE REGIONAL AIRPORT AUTHORITY
ASHEVILLE REGIONAL AIRPORT**

Development

**CAPITAL BUDGET / PERSONNEL REQUEST
FY 2014-2015**

JUSTIFICATION SCHEDULE

<u> X </u> Capital Improvement	Fund	ARA
<u> </u> Equipment and Small Capital Outlay	Department Number	70
<u> </u> Renewal and Replacement	Cost Center	0
<u> </u> Personnel Request		

DESCRIPTION & JUSTIFICATION

Fund	Acct.	Sec.	C.C.	Source	Description	Amount
ARA	0	70	0	0	Airfield Redevelopment Project - Bid Pkg 2	\$12,750,123

Bid Package 2 of the Airfield Re-development Project includes engineering services, RPR services, and construction of pavement and electrical systems associated with the taxiway/temporary runway component of the overall project at the Asheville Regional Airport.

This phase of the project is to be funded with \$2,675,710 in AIP Entitlement Funds, \$6,500,000 in AIP Discretionary Funds, and \$3,574,413 in PFC Current Approval Funds.

NOTE: If this request relates to recently approved personnel, please complete the following:

TITLE:

HIRE DATE:

**GREATER ASHEVILLE REGIONAL AIRPORT AUTHORITY
ASHEVILLE REGIONAL AIRPORT**

Operations

**CAPITAL BUDGET / PERSONNEL REQUEST
FY 2014-2015**

JUSTIFICATION SCHEDULE

<u> </u>	Capital Improvement			
<u> </u>	Equipment and Small Capital Outlay			Fund ARA
<u> X </u>	Renewal and Replacement			Department Number 40
<u> </u>	Personnel Request			Cost Center 0

DESCRIPTION & JUSTIFICATION

Fund	Acct.	Sec.	C.C.	Source	Description	Amount
ARA	0	40	0	0	Terminal Roofing	\$ 320,000

Airport Maintenance is requesting to complete the roofing needed as identified in the Roof Asset Management Plan for FY 2013/2014/2015. This work will include replacement of various roof sections that are 25 to 35 years old and well beyond their useful life. These roofing sections are the Terminal, Administration Office, Main Entrance, and Old Restaurant areas.

Replace & Install New Roof	Admin/Ticket Roofing North	140,000
Replace & Install New Roof and wall Cladding	Landside Roofing South Areas	<u>150,000</u>
	Roofing Cost:	\$290,000
	A/E Professional Services	<u>30,000</u>
	Terminal Roofing Total:	\$320,000

We should be able to save money if all of this work is completed in the fall of 2014. We need to start design in June/July 2014, so we can bid in July/August 2014 and complete work in September/October/November 2014.

NOTE: If this request relates to recently approved personnel, please complete the following:

TITLE:

HIRE DATE:

**GREATER ASHEVILLE REGIONAL AIRPORT AUTHORITY
ASHEVILLE REGIONAL AIRPORT**

Operations

CAPITAL BUDGET / PERSONNEL REQUEST
FY 2014-2015

JUSTIFICATION SCHEDULE

_____	Capital Improvement	Fund	ARA
_____	Equipment and Small Capital Outlay	Department Number	40
<u> X </u>	Renewal and Replacement	Cost Center	0
_____	Personnel Request		

DESCRIPTION & JUSTIFICATION

Fund	Acct.	Sec.	C.C.	Source	Description	Amount
ARA	0	40	0	0	Toll Plaza Roofing	\$ 55,000

Airport Maintenance is requesting to complete the roofing needed as identified in the Roof Asset Management Plan for FY 2013/2014/2015. This work will include replacement of various roof sections that are 25 to 35 years old and well beyond their useful life. These roofing sections are the Toll Plaza sections.

Replace & Install New Roof	Toll Plaza Sections	<u>50,000</u>
	Roofing Cost:	\$50,000
	A/E Professional Services	<u>5,000</u>
	Toll Plaza Roofing Total:	\$55,000

We should be able to save money if all of this work is completed in the fall of 2014. We need to start design in June/July 2014, so we can bid in July/August 2014 and complete work in September/October/November 2014.

NOTE: If this request relates to recently approved personnel, please complete the following:

TITLE:

HIRE DATE:

**GREATER ASHEVILLE REGIONAL AIRPORT AUTHORITY
ASHEVILLE REGIONAL AIRPORT**

Operations

CAPITAL BUDGET / PERSONNEL REQUEST
FY 2014-2015

JUSTIFICATION SCHEDULE

<u> </u>	Capital Improvement			
<u> </u>	Equipment and Small Capital Outlay			Fund ARA
<u> X </u>	Renewal and Replacement			Department Number 40
<u> </u>	Personnel Request			Cost Center 0

DESCRIPTION & JUSTIFICATION

Fund	Acct.	Sec.	C.C.	Source	Description	Amount
ARA	0	40	0	0	Vehicle Replacements	\$ 72,600

Airport Maintenance is requesting to replace Unit #3, 6, & 33 that are scheduled to be replaced this year. Unit #3 is the operations vehicle used for daily FAR 139 Airfield Inspections , emergency response, Winter operations, and will be used to monitor construction in the airfield redevelopment project. Unit #6 is a DPS vehicle used for patrols, fence line checks, FAR 139 Inspections, and emergency response. Unit #33 is a maintenance vehicle and used for maintenance both landside and airside, snow removal coordination, as well as emergency events.

NOTE: If this request relates to recently approved personnel, please complete the following:

TITLE:

HIRE DATE:

**GREATER ASHEVILLE REGIONAL AIRPORT AUTHORITY
ASHEVILLE REGIONAL AIRPORT**

Operations

CAPITAL BUDGET / PERSONNEL REQUEST
FY 2014-2015

JUSTIFICATION SCHEDULE

<input type="checkbox"/>	Capital Improvement				
<input type="checkbox"/>	Equipment and Small Capital Outlay			Fund	ARA
<input checked="" type="checkbox"/>	Renewal and Replacement			Department Number	40
<input type="checkbox"/>	Personnel Request			Cost Center	0

DESCRIPTION & JUSTIFICATION

Fund	Acct.	Sec.	C.C.	Source	Description	Amount
ARA	0	40	0	0	Landside LED Pole Lighting	\$ 27,585

Maintenance is requesting to replace our older pole lighting with 50 LED fixtures. This project includes the parking areas behind DPS, Administrative, Ready Return, South Employee, Cell Phone, and lower customer lots. Cost savings is calculated at \$6,022.50 in reduced energy costs annually, \$1,800.00 reduced labor, and \$1,200.00 in reduced material costs. The pay back is calculated to be 36.69 months.

NOTE: If this request relates to recently approved personnel, please complete the following:

TITLE:

HIRE DATE:

**GREATER ASHEVILLE REGIONAL AIRPORT AUTHORITY
ASHEVILLE REGIONAL AIRPORT**

Operations

CAPITAL BUDGET / PERSONNEL REQUEST
FY 2014-2015

JUSTIFICATION SCHEDULE

<u> </u>	Capital Improvement			
<u> </u>	Equipment and Small Capital Outlay		Fund	ARA
<u> X </u>	Renewal and Replacement		Department Number	40
<u> </u>	Personnel Request		Cost Center	0

DESCRIPTION & JUSTIFICATION

Fund	Acct.	Sec.	C.C.	Source	Description	Amount
ARA	0	40	0	0	Parking Utility Vehicle	\$ 20,000

Maintenance is requesting to replace the parking lot maintenance golf cart with a heavy duty utility vehicle needed for parking lot maintenance, battery jump starts, and nightly vehicle inventory. We currently rent a 6 passenger golf cart at least three times a year for a cost of about \$2,400.00. The UTV is projected to have a ten (10) year life and would save the Authority approximately \$25,000.00 over the life of the equipment excluding regular maintenance over the period. In addition, we may be able to save 10% by purchasing through GSA.

NOTE: If this request relates to recently approved personnel, please complete the following:

TITLE:

HIRE DATE:

**GREATER ASHEVILLE REGIONAL AIRPORT AUTHORITY
ASHEVILLE REGIONAL AIRPORT**

Public Safety

CAPITAL BUDGET / PERSONNEL REQUEST
FY 2014-2015

JUSTIFICATION SCHEDULE

_____	Capital Improvement		
_____	Equipment and Small Capital Outlay	Fund	ARA
<u> X </u>	Renewal and Replacement	Department Number	50
_____	Personnel Request	Cost Center	20

DESCRIPTION & JUSTIFICATION

Fund	Acct.	Sec.	C.C.	Source	Description	Amount
ARA	0	50	0	0	Turnout Gear Replacement PHASE ONE	\$ 23,777

Replacement of 8 sets of turnout gear that has reached the end of its projected life by NFPA standards, and updating of 17 Fire Helmets.

Currently DPS has 8 sets of turnout gear in use that were manufactured in June of 2004. NFPA 1851 states that turnout gear shall be replaced, 10 years after its manufacture date.

Current contract pricing on gear is \$ 1,933 per set plus 7% sales tax (\$ 2,069).

Replacement of all DPS firefighting helmets for uniformity of style and replacement of aged helmets. \$ 425 per helmet, including tax.

NOTE:

TITLE:

HIRE DATE:

**GREATER ASHEVILLE REGIONAL AIRPORT AUTHORITY
ASHEVILLE REGIONAL AIRPORT**

**Information Technology
CAPITAL BUDGET / PERSONNEL REQUEST
FY 2014-2015**

JUSTIFICATION SCHEDULE

_____	Capital Improvement			
_____	Equipment and Small Capital Outlay		Fund	ARA
<u> X </u>	Renewal and Replacement		Department Number	20
_____	Personnel Request		Cost Center	0

DESCRIPTION & JUSTIFICATION

Fund	Acct.	Sec.	C.C.	Source	Description	Amount
ARA	0	20	0	0	Phase 1: EASE System Refresh	\$ 30,300

Phase 1: The EASE System is used by airlines to process passengers at the ticket counters and gates. This phase is to replace computer and printing equipment put in place 6 years ago.

Additionally, the operating system (OS) Windows XP is no longer supported by Microsoft as of April 2014. Windows 7 Pro OS will be installed on the new hardware.

7 computers with Windows 7 Pro = \$5,900

The Thermal MAP printers used to print boarding passes and bag tags will also be replaced after 6 years, including updated drivers to work with the Windows 7 Pro OS.

7 Thermal MAP Printers = \$15,400

The AirIT Server hardware and configuration/installation charges = \$9,000

NOTE: If this request relates to recently approved personnel, please complete the following:

TITLE:

HIRE DATE:

**GREATER ASHEVILLE REGIONAL AIRPORT AUTHORITY
ASHEVILLE REGIONAL AIRPORT**
Information Technology
CAPITAL BUDGET / PERSONNEL REQUEST
FY 2014-2015

JUSTIFICATION SCHEDULE

_____	Capital Improvement	Fund	ARA
_____	Equipment and Small Capital Outlay	Department Number	20
X _____	Renewal and Replacement	Cost Center	0
_____	Personnel Request		

DESCRIPTION & JUSTIFICATION

Fund	Acct.	Sec.	C.C.	Source	Description	Amount
ARA	0	20	0	0	LCD Upgrades	\$ 27,300

Phase 3. Upgrade 18 LCDs to complete upgrade on ticket counter LCDs. 4 new DDCs, misc. cables

As in Phase II in FY14, LCD's with 3 year life are being replaced after a 4-6 year life has been achieved. The newer LCD's come with 4 year warranties and are LED technology which is brighter and more durable. The following items will be replaced:

Replace 18 40" LCD monitors on Ticket Counter (18 x \$1100) - Monitors to be replaced.
 Replace video extender Baluns with small DDCs (5 x \$600) - Video connectors.
 Modify cabling for VGA/HDMI Connectivity (18 x \$250) - Cabling.

NOTE: If this request relates to recently approved personnel, please complete the following:

TITLE:

HIRE DATE:

**GREATER ASHEVILLE REGIONAL AIRPORT AUTHORITY
ASHEVILLE REGIONAL AIRPORT**
Information Technology
CAPITAL BUDGET / PERSONNEL REQUEST
FY 2014-2015

JUSTIFICATION SCHEDULE

<input type="checkbox"/>	Capital Improvement				
<input type="checkbox"/>	Equipment and Small Capital Outlay			Fund	ARA
<input checked="" type="checkbox"/>	Renewal and Replacement			Department Number	
<input type="checkbox"/>	Personnel Request			Cost Center	0

DESCRIPTION & JUSTIFICATION

Fund	Acct.	Sec.	C.C.	Source	Description	Amount
ARA	0	0	0	0	Network Core Switch Replacemen	\$ 23,774

Phase II in FY14 completed the replacement of the 100 MB switches on the network and moved the existing switches to a location less critical.

Core router and switching needs to be replaced this year as this equipment will be over 5 years old. Additionally, this replacement enables switching of the data network from one broadband provider to another, in the event of an outage for all tenants and others on the GARAA Network.

Cisco Nexus 4001 Switch Module for BladeCenter = \$7309
Catalyst 3560X 24 Port PoE x 2 = \$6622
Catalyst 3560X 48 Port PoE = 5843
Installation and Configuration Labor - \$4000

NOTE: If this request relates to recently approved personnel, please complete the following:

TITLE:

HIRE DATE:

**GREATER ASHEVILLE REGIONAL AIRPORT AUTHORITY
ASHEVILLE REGIONAL AIRPORT**
Information Technology
CAPITAL BUDGET / PERSONNEL REQUEST
FY 2014-2015

JUSTIFICATION SCHEDULE

<input type="checkbox"/>	Capital Improvement				
<input type="checkbox"/>	Equipment and Small Capital Outlay			Fund	ARA
<input checked="" type="checkbox"/>	Renewal and Replacement			Department Number	20
<input type="checkbox"/>	Personnel Request			Cost Center	0

DESCRIPTION & JUSTIFICATION

Fund	Acct.	Sec.	C.C.	Source	Description	Amount
ARA	0	20	0	0	Gas Meter System Replacement	\$ 12,000

The existing system is over 20 years old. The system software is no longer supported by the manufacturer and only uses the Windows XP Operating System (OS), which has an end of life of April 2014. Over the last few years, we have made repairs to hardware components that are no longer available. The system is unable to produce the reports needed by the Maintenance Department and is slow and inefficient.

Whereas the existing system is not compliant, compliance with ISO 9001:2000 and utilization of Secure Socket Layer (SSL) for remote access is provided.

A new system, including hardware, software, installation and training is included.

NOTE: If this request relates to recently approved personnel, please complete the following:

TITLE:

HIRE DATE:

GREATER ASHEVILLE REGIONAL AIRPORT AUTHORITY
ESTIMATED CASH & INVESTMENT BALANCE
As of June 30, 2015

		Amount
Estimated Cash & Investment Balance at June 30, 2014		\$ 16,500,000
Plus: Net Operating & Investment Revenues		807,009
Less Other Costs:		
Business Development Costs	(300,000)	
Contingency	(100,000)	
Debt Service	(626,823)	(1,026,823)
Plus Non-Operating Revenues:		
Passenger Facility Charges	1,325,000	
Customer Facility Charges	1,075,000	2,400,000
Plus Capital Contributions:		
Federal Grants - AIP Entitlements	5,199,460	
Federal Grants - AIP Discretionary Funds	14,000,000	
NC DOT Grants	300,000	19,499,460
Less Capital Costs:		
Capital Improvements	(12,750,123)	
Equipment and Small Capital Outlay Fund	-	
Renewal and Replacements	(612,336)	
Carryover Projects From FY2014	(12,208,230)	(25,570,689)
Estimated Cash & Investment Balance at June 30, 2015		12,608,957
Estimated Restricted Cash at June 30, 2015		1,900,000
<u>Reserves:</u>		
Operations & Maintenance Reserve (6 Months)		3,881,467
Emergency Repair Reserve		650,000
Estimated Unrestricted Undesignated Cash & Investments at June 30, 2015		\$ 6,177,491

**GREATER ASHEVILLE REGIONAL AIRPORT AUTHORITY
SUPPLEMENTAL FEES AND CHARGES
FY 2014/2015 ANNUAL BUDGET**

	FY 2013/2014 Current Fees		FY 2014/2015 Proposed Fees	
	Cost	Per	Cost	Per
<u>Maintenance</u>				
Scissor Lift	\$ 100.00	day	\$ 100.00	day
Large ADA Ramp Rental	\$ 100.00	use	\$ 100.00	use
Air Stair Rental	\$ 100.00	use	\$ 100.00	use
Volvo Wheel Loader	\$ 150.00	use	\$ 150.00	use
Fork-lift	\$ 100.00	use	\$ 100.00	use
Pallet Jack	\$ 50.00	use	\$ 50.00	use
Tenant Sweeper	\$ 125.00	hour	\$ 125.00	hour
Service Truck	\$ 50.00	hour	\$ 50.00	hour
Backhoe	\$ 100.00	hour	\$ 100.00	hour
Lighted X	\$ 200.00	day	\$ 200.00	day
Light Tower	\$ 150.00	day	\$ 150.00	day
Paint Stripper	\$ 100.00	hour	\$ 100.00	hour
Large Aircraft Removal Dolly	\$ 200.00	day	\$ 200.00	day
Small Aircraft Removal Dolly	\$ 100.00	day	\$ 100.00	day
Aircraft Jack	\$ 100.00	use	\$ 100.00	use
Cores	\$ 40.00	each	\$ 40.00	each
Keys	\$ 12.00	each	\$ 12.00	each
Large Dump Truck	\$ 200.00	hour	\$ 200.00	hour
Small Broom	\$ 200.00	hour	\$ 200.00	hour
Large Broom	\$ 300.00	hour	\$ 300.00	hour
Pressure Washer	\$ 125.00	hour	\$ 125.00	hour
Maintenance Labor Rate (1)	\$ 45.00	hour	\$ 45.00	hour
Security Escort Rate (1)	\$ 45.00	hour	\$ 45.00	hour
<u>Department of Public Safety</u>				
ARFF Apparatus for 1500 gal. or greater	\$ 250.00	hour	\$ 250.00	hour
ARFF Apparatus for less than 1500 gal.	\$ 150.00	hour	\$ 150.00	hour
Command, Police, and Ops support vehicles	\$ 100.00	hour	\$ 100.00	hour
Aircraft recover dolly	\$ 150.00	day	\$ 150.00	day
Maintenance Labor Rate (1)	\$ 45.00	hour	\$ 45.00	hour
Mutual Aid Agencies collected on their behalf		as incurred		as incurred
Replacement charges for AVL equipment/supplies		as incurred		as incurred
<u>Information Technology (IT) Department</u>				
IT Labor Rate - Non-Network (1)	\$ 40.00	hour	\$ 40.00	hour
IT Labor Rate - Network Related (1)	\$ 60.00	hour	\$ 60.00	hour
Cable Television (CATV) Signal Transport Fee	\$ 10.00	month	\$ 10.00	month
Cable Television-150+ Channels (2 & 3)	\$ -	month	\$ 45.00	month
Dark Fiber per strand per 0-1000 ft	\$ 20.00	month	\$ 20.00	month
Dark Fiber per strand per 0-2000 ft	\$ 22.00	month	\$ 22.00	month
Dark Fiber per strand per 0-3000 ft	\$ 24.00	month	\$ 24.00	month
WiFi & SSID (required for WiFi Access) (2)	\$ 70.00	month	\$ 70.00	month
Internet Bandwidth-Not Dedicated (2 MB) (2)	\$ 50.00	month	\$ 50.00	month
Internet Bandwidth-Not Dedicated (5 MB) (2)	\$ 70.00	month	\$ 70.00	month
Internet Bandwidth-Not Dedicated (10 MB) (2)	\$ 125.00	month	\$ 125.00	month

Notes:

- (1) One Hour Minimum, Minimum of 3 hours charged after regular business hours.
- (2) Add \$120 for 2 hours of IT Labor for Setup & Configuration. Fees may be reduced when bundled with other services.
- (3) Add additional upgrades at cost.

<u>Identification Badge Fees and Charges</u>	FY 2013/2014 Current Fees		FY 2014/2015 Proposed Fees	
	Cost	Per	Cost	Per
Initial Badge Issuance				
SIDA Badge	\$ 67.00		\$ 70.00	
Non-SIDA Badge	\$ 35.00		\$ 37.00	
Renewal of Badge				
SIDA Badge	\$ 35.00		\$ 37.00	
Non-SIDA Badge	\$ 35.00		\$ 37.00	
Lost Badge Replacement				
SIDA Badge (4)	\$ 85.00 / \$ 100.00		\$ 85.00 / \$ 100.00	
Non-SIDA Badge (5)	\$ 60.00 / \$ 75.00		\$ 60.00 / \$ 75.00	
Damaged Badge				
SIDA Badge (6)	\$ -		\$ 37.00 / \$ 45.00	
Non-SIDA Badge (6)	\$ -		\$ 37.00 / \$ 45.00	
Security Escort Training	\$ 25.00		\$ 25.00	
Lock-out Service (7)	\$ 25.00		\$ 25.00	

Notes:

- (4) \$85.00 for the first replacement badge, \$100.00 for the second replacement badge.
(5) \$60.00 for the first replacement badge, \$75.00 for the second replacement badge.
(6) \$37.00 for a damaged badge, \$45.00 if badge damaged due to negligence.
(7) \$25.00 Lock-out Service Charge applies after the first 2 free service calls.

Parking

Long term	\$ 1.50	0 - 1 hour	\$ 1.50	0 - 1 hour
	\$ 1.50	each add'l hour	\$ 1.50	each add'l hour
	\$ 8.00	day	\$ 8.00	day
	\$ 48.00	week	\$ 48.00	week
Short term	\$ 1.00	1/2 hour	\$ 1.00	1/2 hour
	\$ 12.50	day	\$ 12.50	day
Employee Parking Rate	\$ 53 / \$48	new/renewal	\$ 60 / \$50	new/renewal
Commuter Parking Rate	\$ 279 / \$263	new/renewal	\$ 290 / \$275	new/renewal
Fines	up to \$1,000	day	up to \$1,000	day

Ground Transportation

Airport Ground Transportation Permit (8)	\$ 200	annual	\$ 300	annual
Off-Airport Rental Car Fee	7.50%	of gross revenue	7.50%	of gross revenue

Notes:

- (8) In prior years, only billed for the first 10 vehicles per company. That limit is eliminated for FY2014/2015.**



MEMORANDUM

TO: Members of the Airport Authority
FROM: Lew Bleiweis, A.A.E., Executive Director
DATE: March 7, 2014

ITEM DESCRIPTION – Information Section Item A

January, 2014 Traffic Report – Asheville Regional Airport

SUMMARY

January 2014 overall passenger traffic numbers were up 17.8% compared to the same period last year. Passenger traffic numbers reflect a 17.8% increase in passenger enplanements from January 2013. Enplanements for Fiscal Year to Date total 218,451 which is a 15.9% increase over the same period last year.

AIRLINE PERFORMANCE

Allegiant Airlines: Year over Year passenger enplanements for Allegiant in January 2014 were up by 82.3%. There were no flight cancellations for the month.

Delta Airlines: Delta's January 2014 enplanements increased by 12.6% compared to January 2013. There were thirteen (13) flight cancellations for the month.

United Airlines: In January 2014, United Airlines saw a decrease in enplanements by 30.0% over the same period last year. There were no flight cancellations for the month.

US Airways: US Airways' January 2014 passenger enplanements represent a 12.4% increase over the same period last year. There were six (6) flight cancellations for the month.

Monthly Traffic Report

Asheville Regional Airport

January 2014



Category	Jan 2014	Jan 2013	Percentage Change	*CYTD-2014	*CYTD-2013	Percentage Change	*MOV12-2014	*MOV12-2013	Percentage Change
Passenger Traffic									
Enplaned	22,191	18,835	17.8%	22,191	18,835	17.8%	342,355	314,179	9.0%
Deplaned	<u>21,377</u>	<u>18,139</u>	17.9%	<u>21,377</u>	<u>18,139</u>	17.9%	<u>342,262</u>	<u>313,119</u>	9.3%
Total	43,568	36,974	17.8%	43,568	36,974	17.8%	684,617	627,298	9.1%
Aircraft Operations									
Airlines	322	381	-15.5%	322	381	-15.5%	5,072	3,834	32.3%
Commuter /Air Taxi	<u>700</u>	<u>732</u>	-4.4%	700	732	-4.4%	11,956	13,829	-13.5%
Subtotal	<u>1,022</u>	<u>1,113</u>	-8.2%	<u>1,022</u>	<u>1,113</u>	-8.2%	<u>17,028</u>	<u>17,663</u>	-3.6%
General Aviation	2,944	2,471	19.1%	2,944	2,471	19.1%	41,706	39,338	6.0%
Military	<u>458</u>	<u>235</u>	94.9%	<u>458</u>	<u>235</u>	94.9%	<u>4,822</u>	<u>4,508</u>	7.0%
Subtotal	<u>3,402</u>	<u>2,706</u>	25.7%	<u>3,402</u>	<u>2,706</u>	25.7%	<u>46,528</u>	<u>43,846</u>	6.1%
Total	4,424	3,819	15.8%	4,424	3,819	15.8%	63,556	61,509	3.3%
Fuel Gallons									
100LL	13,524	8,406	60.9%	13,524	8,406	60.9%	160,371	164,534	-2.5%
Jet A (GA)	59,991	45,462	32.0%	59,991	45,462	32.0%	1,133,635	1,086,981	4.3%
Subtotal	<u>73,515</u>	<u>53,868</u>	36.5%	<u>73,515</u>	<u>53,868</u>	36.5%	<u>1,294,006</u>	<u>1,251,515</u>	3.4%
Jet A (A/L)	<u>165,606</u>	<u>158,059</u>	4.8%	<u>165,606</u>	<u>158,059</u>	4.8%	<u>2,430,782</u>	<u>2,250,093</u>	8.0%
Total	239,121	211,927	12.8%	239,121	211,927	12.8%	3,724,788	3,501,608	6.4%

*CYTD = Calendar Year to Date and *Mov12 = Moving Twelve Months.

Thursday, February 20, 2014

Airline Enplanements, Seats, and Load Factors

Asheville Regional Airport

January 2014



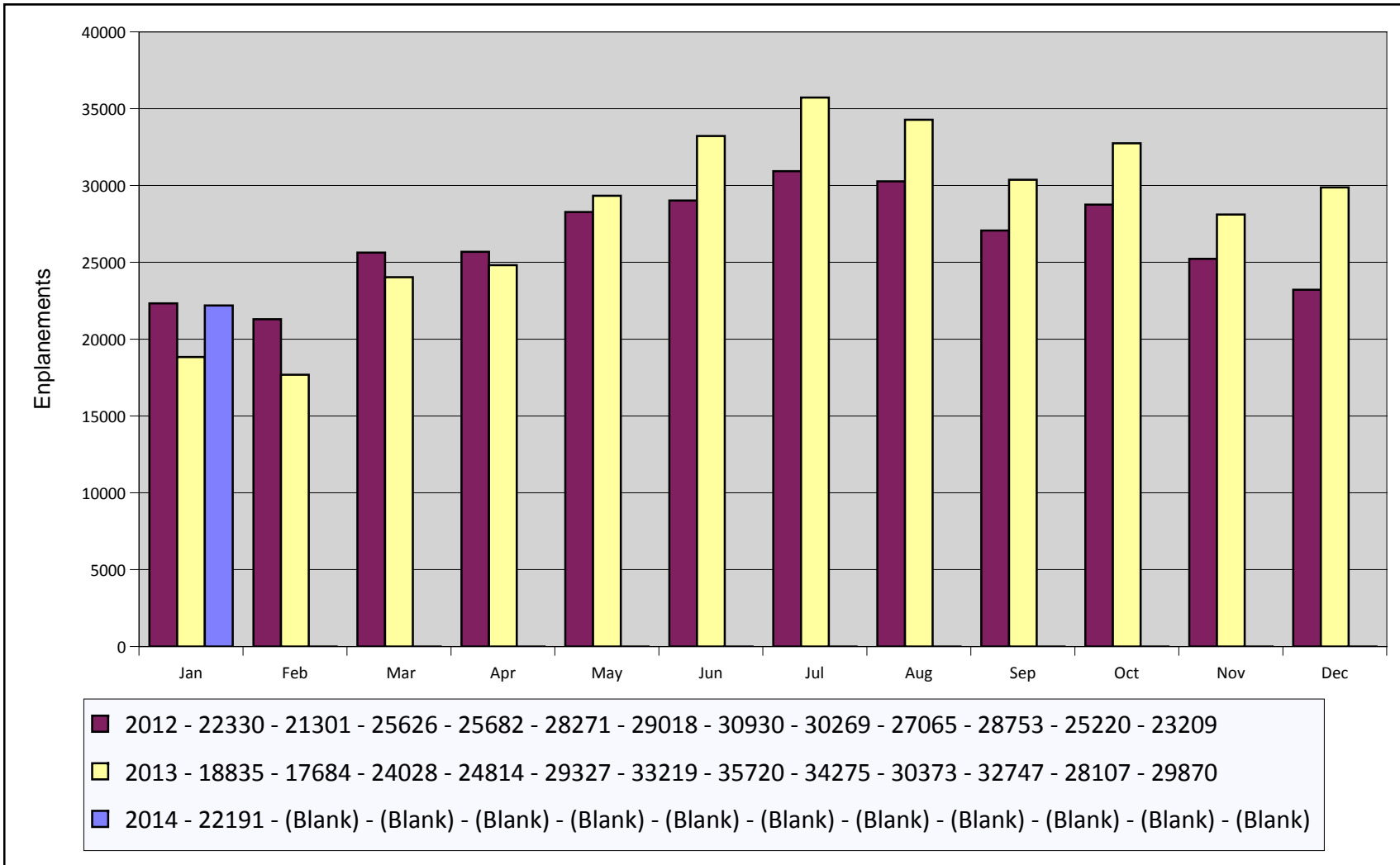
	Jan 2014	Jan 2013	Percentage Change	*CYTD-2014	*CYTD-2013	Percentage Change
Allegiant Air						
Enplanements	4,630	2,540	82.3%	4,630	2,540	82.3%
Seats	5,832	2,844	105.1%	5,832	2,844	105.1%
Load Factor	79.4%	89.3%	-11.1%	79.4%	89.3%	-11.1%
Delta Air Lines						
Enplanements	8,276	7,350	12.6%	8,276	7,350	12.6%
Seats	11,937	13,356	-10.6%	11,937	13,356	-10.6%
Load Factor	69.3%	55.0%	26.0%	69.3%	55.0%	26.0%
United Airlines						
Enplanements	1,267	1,810	-30.0%	1,267	1,810	-30.0%
Seats	1,700	2,950	-42.4%	1,700	2,950	-42.4%
Load Factor	74.5%	61.4%	21.5%	74.5%	61.4%	21.5%
US Airways						
Enplanements	8,018	7,135	12.4%	8,018	7,135	12.4%
Seats	12,340	13,181	-6.4%	12,340	13,181	-6.4%
Load Factor	65.0%	54.1%	20.0%	65.0%	54.1%	20.0%
Totals						
Enplanements	22,191	18,835	17.8%	22,191	18,835	17.8%
Seats	31,809	32,331	-1.6%	31,809	32,331	-1.6%
Load Factor	69.8%	58.3%	19.8%	69.8%	58.3%	19.8%

Airline Flight Completions Asheville Regional Airport January 2014

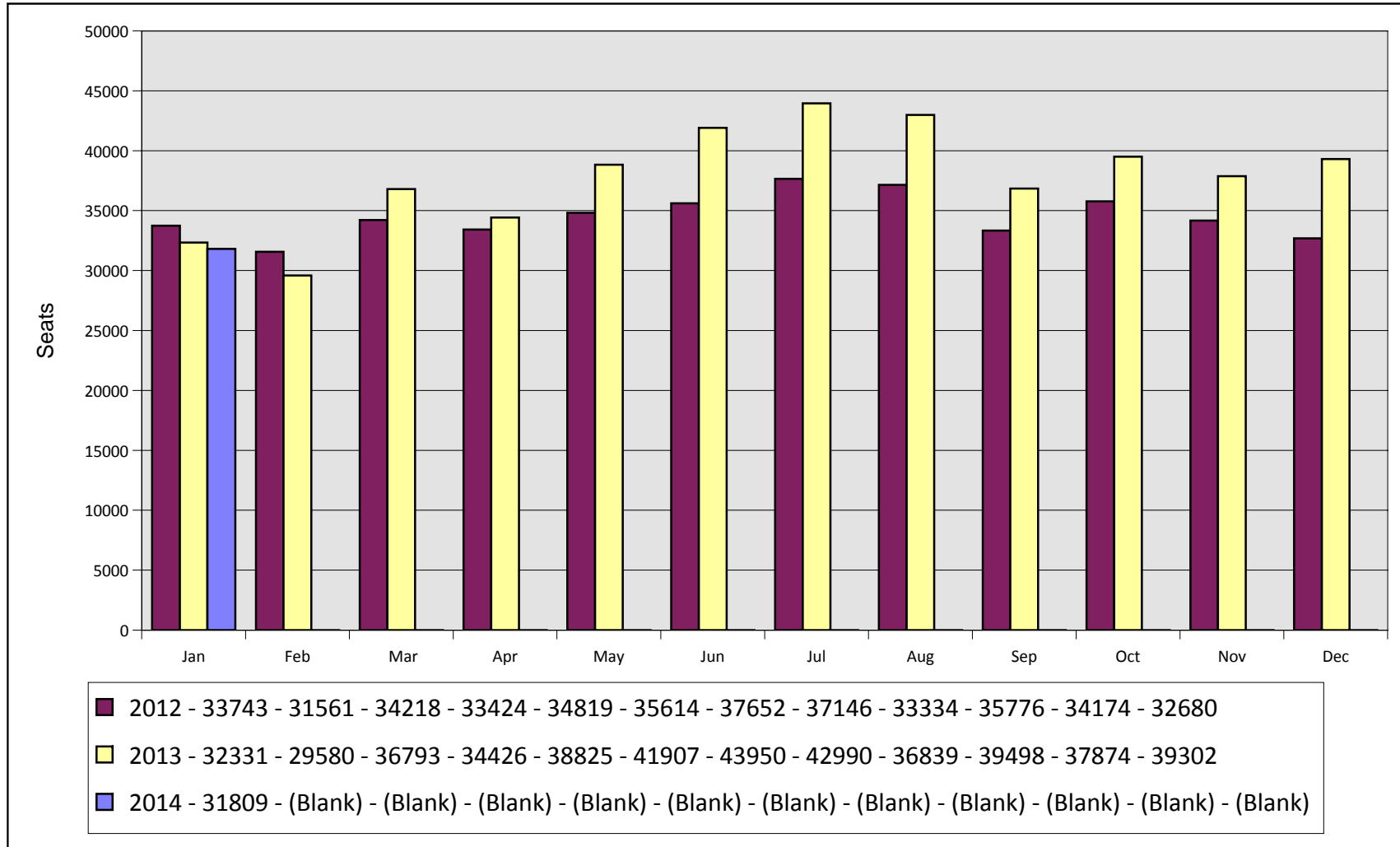


Airline	Scheduled Flights	Field	Cancellations Due To			Total Cancellations	Percentage of Completed
			Mechanical	Weather	Other		
Allegiant Air	35	0	0	0	0	0	100.0%
Delta Air Lines	203	0	0	13	0	13	93.6%
United Airlines	34	0	0	0	0	0	100.0%
US Airways	214	0	0	6	0	6	97.7%
Total	486	0	0	19	0	19	96.1%

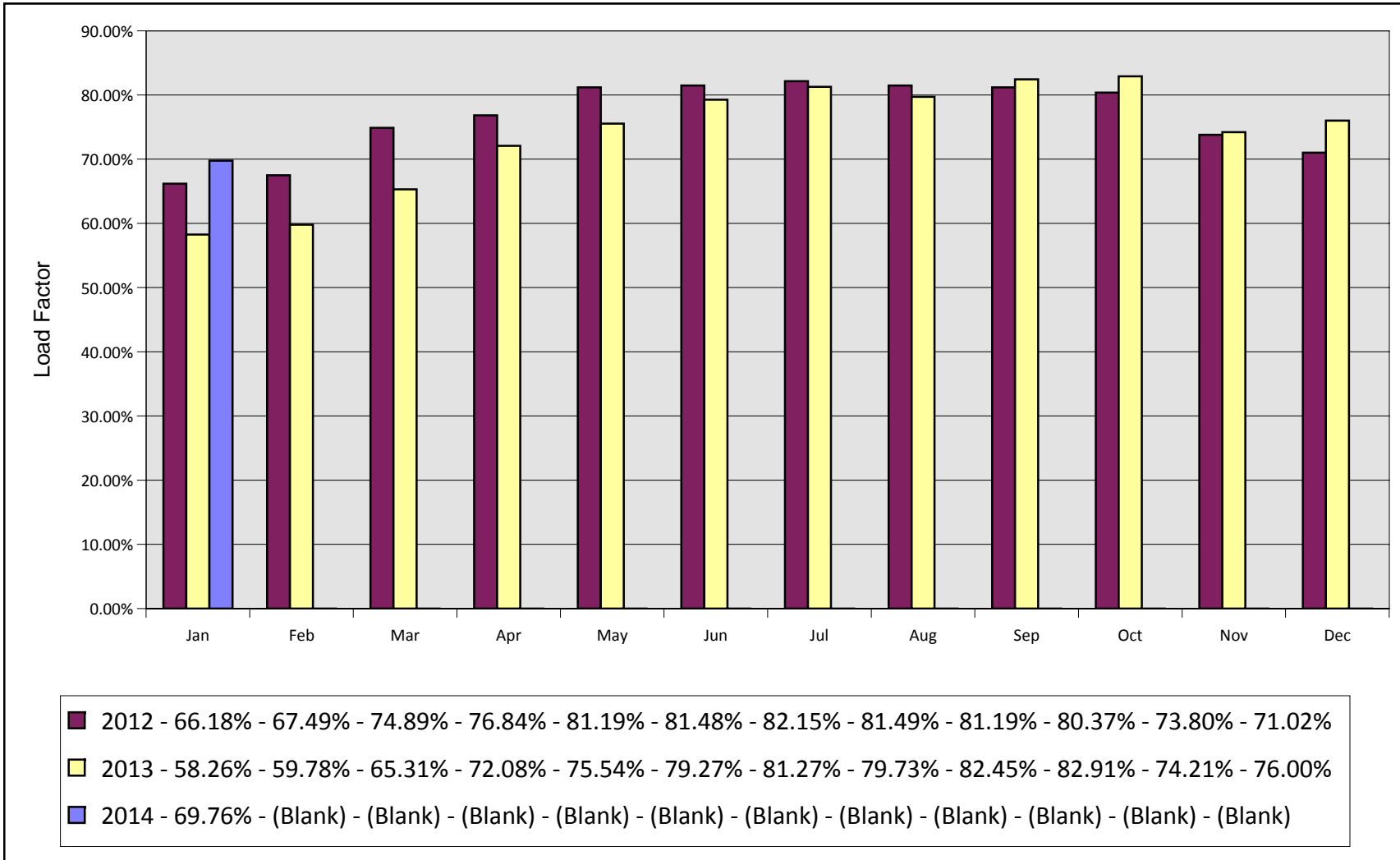
Monthly Enplanements By Year Asheville Regional Airport



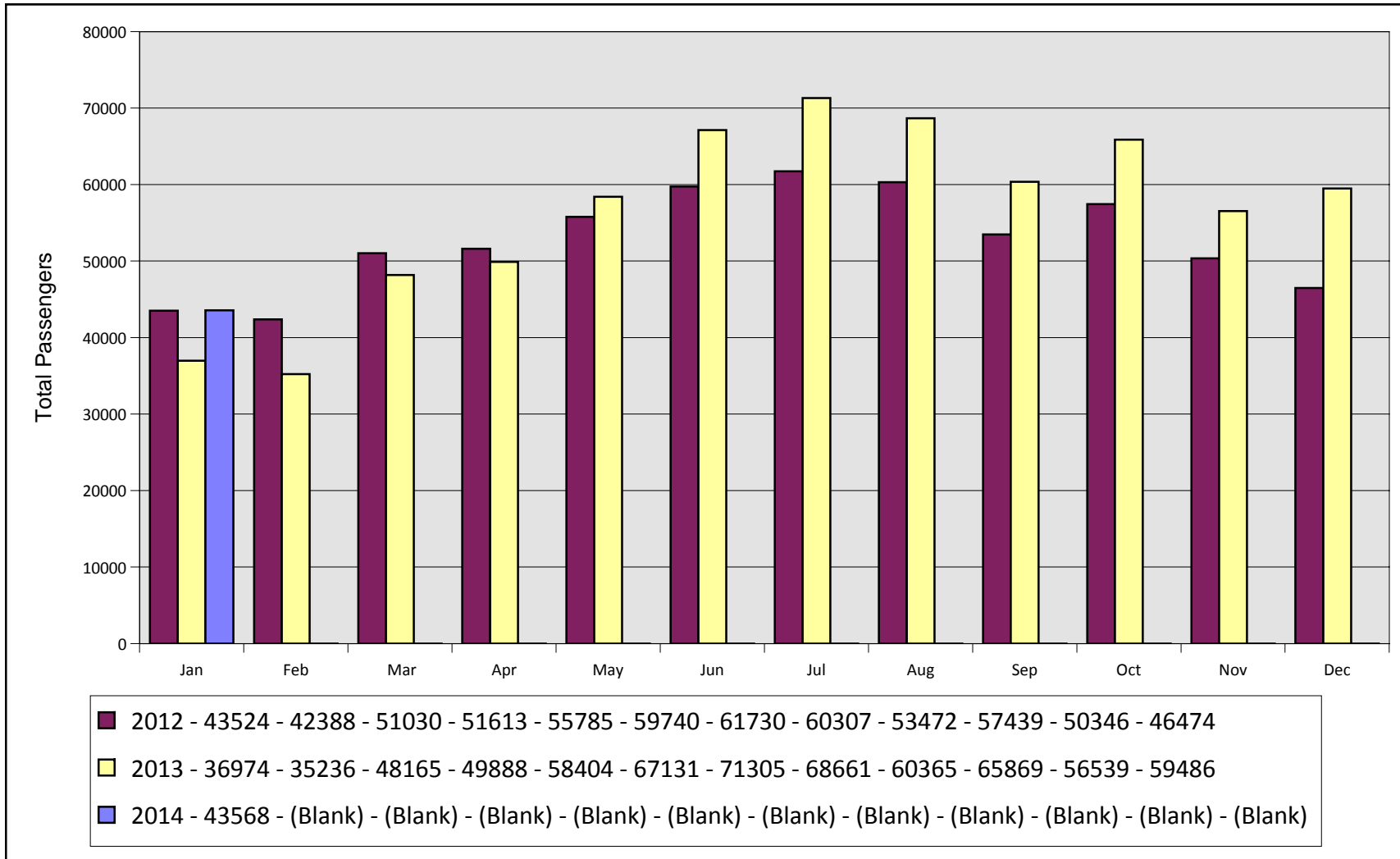
Monthly Seats By Year Asheville Regional Airport



Monthly Load Factors By Year Asheville Regional Airport

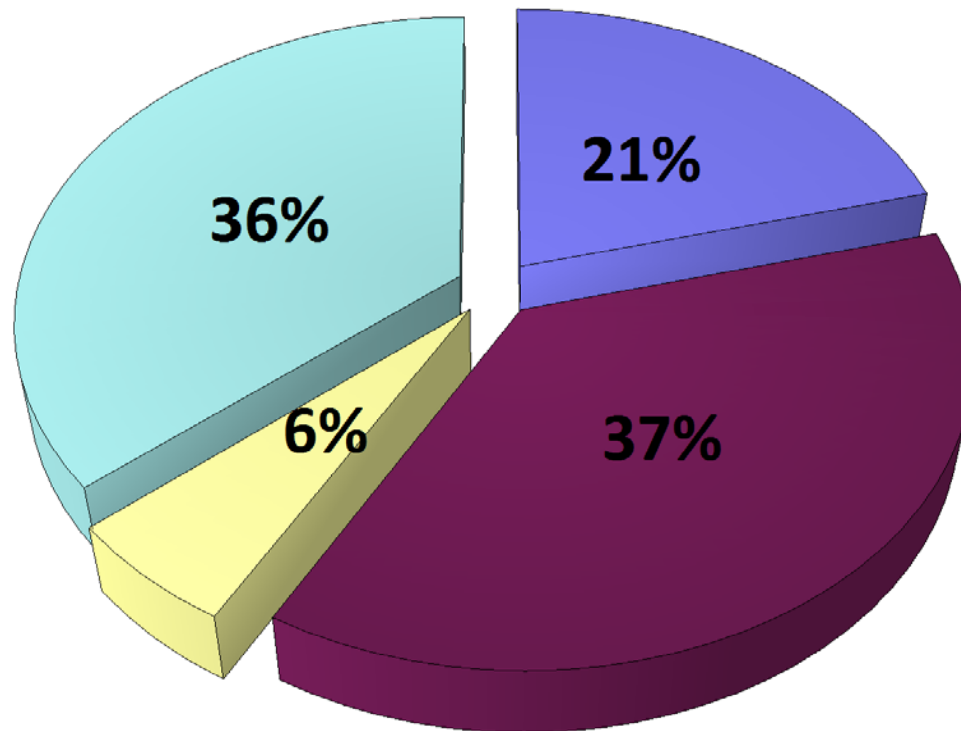


Total Monthly Passengers By Year Asheville Regional Airport

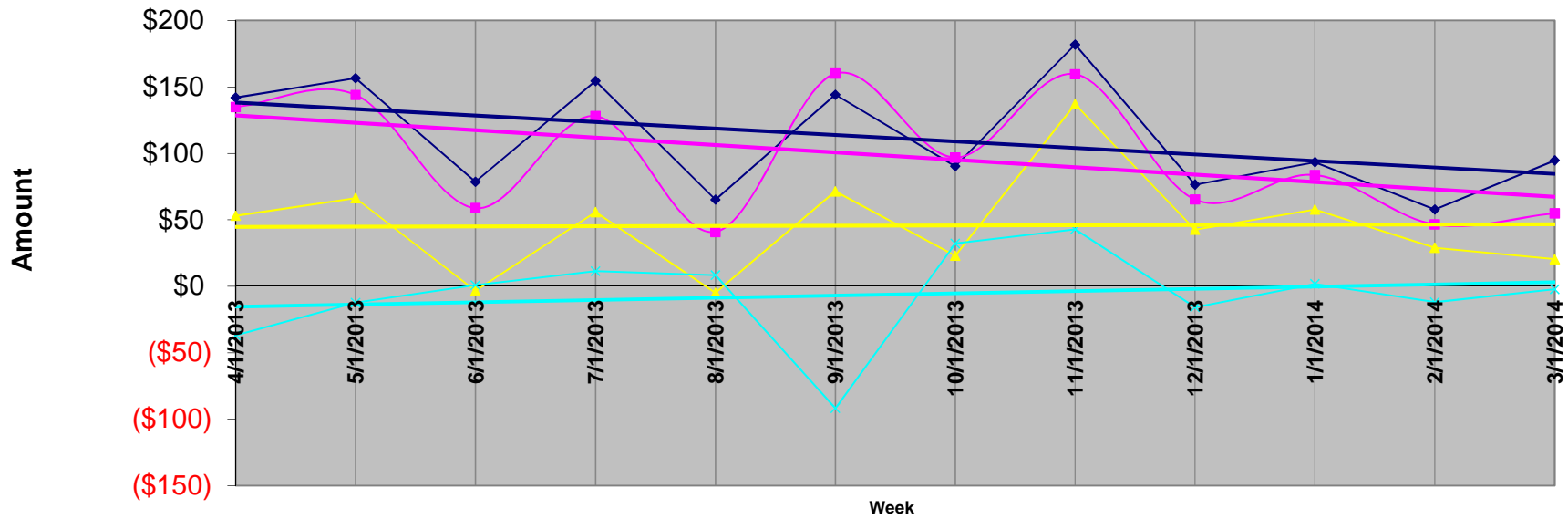


Airline Market Share Analysis (Enplanements) Asheville Regional Airport

Report Period From January 2014 Through January 2014



AVL Average Airfare Differences 21 Day Advance Purchase, 3 Day Stay



◆ ATL
 ◆ CLT
 ◆ GSP
 ◆ TRI
 — Linear (ATL)
 — Linear (CLT)
 — Linear (GSP)
 — Linear (TRI)

Asheville Regional Airport
Sample airfares as of 3/1/14
21 Day Advance Purchase, 3 day Stay

							<u>Difference in Fares</u>				
		<u>ASHEVILLE</u>	<u>ATLANTA</u>	<u>CHARLOTTE</u>	<u>GREENVILLE</u>	<u>TRI-CITIES</u>	<u>ATLANTA</u>	<u>CHARLOTTE</u>	<u>GREENVILLE</u>	<u>TRI-CITIES</u>	
ABQ	Albuquerque	\$561	\$397	\$465	\$585	\$555	\$164	\$96	(\$24)	\$6	
ATL	Atlanta	\$257		\$289	\$252	\$308	\$257	(\$32)	\$5	(\$51)	
AUS	Austin	\$552	\$334	\$348	\$584	\$444	\$218	\$204	(\$32)	\$108	
BWI	Baltimore	\$283	\$268	\$205	\$238	\$369	\$15	\$78	\$45	(\$86)	
BOS	Boston	\$309	\$305	\$143	\$253	\$329	\$4	\$166	\$56	(\$20)	
ORD	Chicago	\$301	\$280	\$299	\$373	\$395	\$21	\$2	(\$72)	(\$94)	
CVG	Cincinnati	\$281	\$268	\$272	\$361	\$417	\$13	\$9	(\$80)	(\$136)	
CLE	Cleveland	\$341	\$266	\$272	\$343	\$393	\$75	\$69	(\$2)	(\$52)	
DFW	Dallas	\$358	\$228	\$308	\$293	\$395	\$130	\$50	\$65	(\$37)	
DEN	Denver	\$617	\$414	\$553	\$508	\$546	\$203	\$64	\$109	\$71	
DTW	Detroit	\$312	\$265	\$328	\$308	\$337	\$47	(\$16)	\$4	(\$25)	
FLL	Fort Lauderdale	\$398	\$280	\$402	\$377	\$433	\$118	(\$4)	\$21	(\$35)	
RSW	Ft. Myers	\$400	\$319	\$408	\$397	\$374	\$81	(\$8)	\$3	\$26	
BDL	Hartford	\$356	\$319	\$249	\$324	\$372	\$37	\$107	\$32	(\$16)	
IAH	Houston	\$339	\$285	\$321	\$332	\$353	\$54	\$18	\$7	(\$14)	
IND	Indianapolis	\$431	\$318	\$347	\$421	\$453	\$113	\$84	\$10	(\$22)	
JAX	Jacksonville	\$286	\$210	\$270	\$280	\$363	\$76	\$16	\$6	(\$77)	
MCI	Kansas City	\$332	\$276	\$328	\$264	\$347	\$56	\$4	\$68	(\$15)	
LAS	Las Vegas	\$769	\$526	\$685	\$770	\$711	\$243	\$84	(\$1)	\$58	
LAX	Los Angeles	\$576	\$482	\$493	\$541	\$568	\$94	\$83	\$35	\$8	
MHT	Manchester	\$441	\$322	\$190	\$254	\$373	\$119	\$251	\$187	\$68	
MEM	Memphis	\$368	\$328	\$353	\$330	\$331	\$40	\$15	\$38	\$37	
MIA	Miami	\$535	\$289	\$433	\$479	\$482	\$246	\$102	\$56	\$53	
MKE	Milwaukee	\$406	\$307	\$360	\$464	\$527	\$99	\$46	(\$58)	(\$121)	
MSP	Minneapolis/Saint Pau	\$453	\$307	\$351	\$451	\$476	\$146	\$102	\$2	(\$23)	
BNA	Nashville	\$349	\$362	\$351	\$308	\$349	(\$13)	(\$2)	\$41	\$0	
MSY	New Orleans	\$457	\$297	\$454	\$416	\$422	\$160	\$3	\$41	\$35	

LGA	New York	\$321	\$247	\$213	\$266	\$318	\$74	\$108	\$55	\$3
EWR	Newark	\$293	\$241	\$222	\$284	\$321	\$52	\$71	\$9	(\$28)
MCO	Orlando	\$371	\$294	\$349	\$474	\$352	\$77	\$22	(\$103)	\$19
PHL	Philadelphia	\$324	\$314	\$258	\$300	\$312	\$10	\$66	\$24	\$12
PHX	Phoenix	\$522	\$384	\$518	\$614	\$512	\$138	\$4	(\$92)	\$10
PIT	Pittsburgh	\$312	\$245	\$280	\$268	\$312	\$67	\$32	\$44	\$0
PDX	Portland	\$622	\$434	\$603	\$663	\$650	\$188	\$19	(\$41)	(\$28)
PVD	Providence	\$391	\$324	\$216	\$254	\$321	\$67	\$175	\$137	\$70
RDU	Raleigh/Durham	\$278	\$212	\$320	\$304	\$353	\$66	(\$42)	(\$26)	(\$75)
RIC	Richmond	\$318	\$272	\$324	\$304	\$278	\$46	(\$6)	\$14	\$40
STL	Saint Louis	\$369	\$274	\$289	\$346	\$392	\$95	\$80	\$23	(\$23)
SLC	Salt Lake City	\$522	\$451	\$528	\$592	\$598	\$71	(\$6)	(\$70)	(\$76)
SAT	San Antonio	\$415	\$308	\$316	\$417	\$408	\$107	\$99	(\$2)	\$7
SAN	San Diego	\$510	\$450	\$539	\$504	\$487	\$60	(\$29)	\$6	\$23
SFO	San Francisco	\$560	\$428	\$513	\$525	\$487	\$132	\$47	\$35	\$73
SRQ	Sarasota/Bradenton	\$447	\$260	\$338	\$399	\$425	\$187	\$109	\$48	\$22
SEA	Seattle	\$497	\$469	\$537	\$440	\$444	\$28	(\$40)	\$57	\$53
SYR	Syracuse	\$403	\$319	\$277	\$367	\$321	\$84	\$126	\$36	\$82
TPA	Tampa	\$368	\$240	\$326	\$327	\$318	\$128	\$42	\$41	\$50
YYZ	Toronto	\$440	\$450	\$399	\$360	\$458	(\$10)	\$41	\$80	(\$18)
DCA	Washington DC	\$318	\$273	\$255	\$262	\$312	\$45	\$63	\$56	\$6
IAD	Washington DC	\$318	\$273	\$225	\$211	\$312	\$45	\$93	\$107	\$6
PBI	West Palm Beach	\$400	\$240	\$322	\$380	\$387	\$160	\$78	\$20	\$13

*These sample airfares were available 3/1/14, based on a 21 day advance purchase and a 3 day stay. Other restrictions may apply. To obtain the most up-to-date pricing information for your travel needs, please contact your travel agent or visit specific airline or airline booking websites. Airfares are subject to change without notice - and lower airfares are often not available on all dates. Please see our "Low Fares" section on our web site for any last minute airfare specials.

\$95 \$55 \$20 (\$2)

Average Fare difference

Blue highlighted numbers represent fare differentials in excess of \$35 for GSP, \$70 for CLT, \$100 for ATL, and \$35 for TRI.

Asheville Regional Airport
Sample airfares as of 3/1/14
0 Day Advance Purchase, 3 day Stay

							<u>Difference in Fares</u>				
		<u>ASHEVILLE</u>	<u>ATLANTA</u>	<u>CHARLOTTE</u>	<u>GREENVILLE</u>	<u>TRI-CITIES</u>	<u>ATLANTA</u>	<u>CHARLOTTE</u>	<u>GREENVILLE</u>	<u>TRI-CITIES</u>	
ABQ	Albuquerque	\$820	\$746	\$982	\$903	\$990	\$74	(\$162)	(\$83)	(\$170)	
ATL	Atlanta	\$337		\$644	\$379	\$373	\$337	(\$307)	(\$42)	(\$36)	
AUS	Austin	\$821	\$575	\$424	\$838	\$641	\$246	\$397	(\$17)	\$180	
BWI	Baltimore	\$550	\$325	\$276	\$266	\$731	\$225	\$274	\$284	(\$181)	
BOS	Boston	\$641	\$410	\$335	\$648	\$637	\$231	\$306	(\$7)	\$4	
ORD	Chicago	\$392	\$632	\$356	\$346	\$731	(\$240)	\$36	\$46	(\$339)	
CVG	Cincinnati	\$451	\$413	\$368	\$722	\$551	\$38	\$83	(\$271)	(\$100)	
CLE	Cleveland	\$364	\$527	\$574	\$351	\$507	(\$163)	(\$210)	\$13	(\$143)	
DFW	Dallas	\$476	\$1,044	\$791	\$391	\$888	(\$568)	(\$315)	\$85	(\$412)	
DEN	Denver	\$664	\$536	\$765	\$879	\$986	\$128	(\$101)	(\$215)	(\$322)	
DTW	Detroit	\$547	\$563	\$604	\$528	\$683	(\$16)	(\$57)	\$19	(\$136)	
FLL	Fort Lauderdale	\$607	\$583	\$671	\$665	\$637	\$24	(\$64)	(\$58)	(\$30)	
RSW	Ft. Myers	\$611	\$552	\$714	\$622	\$607	\$59	(\$103)	(\$11)	\$4	
BDL	Hartford	\$607	\$414	\$377	\$586	\$855	\$193	\$230	\$21	(\$248)	
IAH	Houston	\$633	\$471	\$488	\$372	\$923	\$162	\$145	\$261	(\$290)	
IND	Indianapolis	\$814	\$296	\$368	\$514	\$839	\$518	\$446	\$300	(\$25)	
JAX	Jacksonville	\$547	\$420	\$429	\$570	\$849	\$127	\$118	(\$23)	(\$302)	
MCI	Kansas City	\$641	\$401	\$383	\$746	\$857	\$240	\$258	(\$105)	(\$216)	
LAS	Las Vegas	\$801	\$792	\$682	\$940	\$797	\$9	\$119	(\$139)	\$4	
LAX	Los Angeles	\$887	\$523	\$552	\$958	\$1,048	\$364	\$335	(\$71)	(\$161)	
MHT	Manchester	\$824	\$517	\$406	\$650	\$820	\$307	\$418	\$174	\$4	
MEM	Memphis	\$726	\$476	\$1,024	\$712	\$726	\$250	(\$298)	\$14	\$0	
MIA	Miami	\$476	\$744	\$746	\$592	\$476	(\$268)	(\$270)	(\$116)	\$0	
MKE	Milwaukee	\$701	\$567	\$383	\$610	\$607	\$134	\$318	\$91	\$94	
MSP	Minneapolis/Saint Paul	\$813	\$529	\$663	\$784	\$851	\$284	\$150	\$29	(\$38)	
BNA	Nashville	\$448	\$424	\$421	\$376	\$445	\$24	\$27	\$72	\$3	
MSY	New Orleans	\$614	\$501	\$593	\$669	\$610	\$113	\$21	(\$55)	\$4	

LGA	New York	\$607	\$609	\$390	\$355	\$607	(\$2)	\$217	\$252	\$0
EWR	Newark	\$643	\$521	\$452	\$384	\$607	\$122	\$191	\$259	\$36
MCO	Orlando	\$551	\$493	\$616	\$451	\$607	\$58	(\$65)	\$100	(\$56)
PHL	Philadelphia	\$405	\$856	\$428	\$427	\$547	(\$451)	(\$23)	(\$22)	(\$142)
PHX	Phoenix	\$869	\$972	\$868	\$926	\$857	(\$103)	\$1	(\$57)	\$12
PIT	Pittsburgh	\$547	\$305	\$370	\$522	\$547	\$242	\$177	\$25	\$0
PDX	Portland	\$821	\$617	\$504	\$962	\$821	\$204	\$317	(\$141)	\$0
PVD	Providence	\$641	\$605	\$296	\$648	\$607	\$36	\$345	(\$7)	\$34
RDU	Raleigh/Durham	\$447	\$285	\$504	\$584	\$919	\$162	(\$57)	(\$137)	(\$472)
RIC	Richmond	\$551	\$439	\$654	\$664	\$447	\$112	(\$103)	(\$113)	\$104
STL	Saint Louis	\$551	\$472	\$384	\$606	\$547	\$79	\$167	(\$55)	\$4
SLC	Salt Lake City	\$677	\$818	\$874	\$920	\$857	(\$141)	(\$197)	(\$243)	(\$180)
SAT	San Antonio	\$821	\$813	\$715	\$1,011	\$817	\$8	\$106	(\$190)	\$4
SAN	San Diego	\$1,024	\$771	\$687	\$956	\$865	\$253	\$337	\$68	\$159
SFO	San Francisco	\$1,205	\$625	\$641	\$972	\$817	\$580	\$564	\$233	\$388
SRQ	Sarasota/Bradenton	\$671	\$633	\$655	\$642	\$667	\$38	\$16	\$29	\$4
SEA	Seattle	\$821	\$726	\$917	\$974	\$817	\$95	(\$96)	(\$153)	\$4
SYR	Syracuse	\$611	\$448	\$400	\$812	\$614	\$163	\$211	(\$201)	(\$3)
TPA	Tampa	\$611	\$513	\$398	\$584	\$607	\$98	\$213	\$27	\$4
YYZ	Toronto	\$745	\$963	\$893	\$635	\$702	(\$218)	(\$148)	\$110	\$43
DCA	Washington DC	\$851	\$501	\$734	\$273	\$547	\$350	\$117	\$578	\$304
IAD	Washington DC	\$851	\$501	\$734	\$273	\$547	\$350	\$117	\$578	\$304
PBI	West Palm Beach	\$611	\$542	\$666	\$622	\$842	\$69	(\$55)	(\$11)	(\$231)

*These sample airfares were available 3/1/14, based on a 0 day advance purchase and a 3 day stay. Other restrictions may apply. To obtain the most up-to-date pricing information for your travel needs, please contact your travel agent or visit specific airline or airline booking websites. Airfares are subject to change without notice - and lower airfares are often not available on all dates. Please see our "Low Fares" section on our web site for any last minute airfare specials.

\$99 \$83 \$23 (\$51)

Average Fare difference

Blue highlighted numbers represent fare differentials in excess of \$35 for GSP, \$70 for CLT, \$100 for ATL, and \$35 for TRI.

Schedule Weekly Summary Report for all nonstop Passenger (All) flights from AVL for travel March 2014 vs. March 2013

Mktg AI	Travel Period			Mar 2014		Mar 2013		Diff		Percent Diff	
	Orig	Dest	Miles	Ops/Week	Seats	Ops/Week	Seats	Ops/Week	Seats	Ops/Week	Seats
DL	ATL	AVL	164	46	3,175	53	3,140	(7)	35	(13.2%)	1.1%
DL	AVL	ATL	164	46	3,175	53	3,140	(7)	35	(13.2%)	1.1%
DL	AVL	DTW	470	0	0	7	350	(7)	(350)	(100.0%)	(100.0%)
DL	AVL	LGA	599	0	0	7	350	(7)	(350)	(100.0%)	(100.0%)
DL	DTW	AVL	470	0	0	7	350	(7)	(350)	(100.0%)	(100.0%)
DL	LGA	AVL	599	0	0	7	350	(7)	(350)	(100.0%)	(100.0%)
G4	AVL	FLL	660	2	332	3	498	(1)	(166)	(33.3%)	(33.3%)
G4	AVL	PGD	588	2	332	0	0	2	332		
G4	AVL	PIE	518	2	332	0	0	2	332		
G4	AVL	SFB	465	2	332	3	498	(1)	(166)	(33.3%)	(33.3%)
G4	FLL	AVL	660	2	332	3	498	(1)	(166)	(33.3%)	(33.3%)
G4	PGD	AVL	588	2	332	0	0	2	332		
G4	PIE	AVL	518	2	332	0	0	2	332		
G4	SFB	AVL	465	2	332	3	498	(1)	(166)	(33.3%)	(33.3%)
UA	AVL	ORD	536	14	700	14	700	0	0	0.0%	0.0%
UA	ORD	AVL	536	14	700	14	700	0	0	0.0%	0.0%
US	AVL	CLT	92	46	2,590	62	3,185	(16)	(595)	(25.8%)	(18.7%)
US	CLT	AVL	92	46	2,590	62	3,185	(16)	(595)	(25.8%)	(18.7%)
TOTAL				228	15,586	298	17,442	(70)	(1,856)	(23.5%)	(10.6%)

Schedule Weekly Summary Report for all nonstop Passenger (All) flights from AVL for travel April 2014 vs. April 2013

Mktg AI	Travel Period			Apr 2014		Apr 2013		Diff		Percent Diff	
	Orig	Dest	Miles	Ops/Week	Seats	Ops/Week	Seats	Ops/Week	Seats	Ops/Week	Seats
DL	ATL	AVL	164	44	3,113	53	3,086	(9)	27	(17.0%)	0.9%
DL	AVL	ATL	164	46	3,213	53	3,086	(7)	127	(13.2%)	4.1%
DL	AVL	DTW	470	6	300	7	350	(1)	(50)	(14.3%)	(14.3%)
DL	AVL	LGA	599	0	0	7	350	(7)	(350)	(100.0%)	(100.0%)
DL	DTW	AVL	470	6	300	7	350	(1)	(50)	(14.3%)	(14.3%)
DL	LGA	AVL	599	0	0	7	350	(7)	(350)	(100.0%)	(100.0%)
G4	AVL	FLL	660	3	498	2	332	1	166	50.0%	50.0%
G4	AVL	PGD	588	2	332	0	0	2	332		
G4	AVL	PIE	518	3	498	0	0	3	498		
G4	AVL	SFB	465	2	332	2	332	0	0	0.0%	0.0%
G4	FLL	AVL	660	3	498	2	332	1	166	50.0%	50.0%
G4	PGD	AVL	588	2	332	0	0	2	332		
G4	PIE	AVL	518	3	498	0	0	3	498		
G4	SFB	AVL	465	2	332	2	332	0	0	0.0%	0.0%
UA	AVL	ORD	536	14	700	14	700	0	0	0.0%	0.0%
UA	ORD	AVL	536	14	700	14	700	0	0	0.0%	0.0%
US	AVL	CLT	92	43	2,485	62	3,176	(19)	(691)	(30.6%)	(21.8%)
US	CLT	AVL	92	43	2,456	62	3,176	(19)	(720)	(30.6%)	(22.7%)
TOTAL				236	16,587	294	16,652	(58)	(65)	(19.7%)	(0.4%)

Schedule Weekly Summary Report for all nonstop Passenger (All) flights from AVL for travel May 2014 vs. May 2013

Mktg AI	Travel Period			May 2014		May 2013		Diff		Percent Diff	
	Orig	Dest	Miles	Ops/Week	Seats	Ops/Week	Seats	Ops/Week	Seats	Ops/Week	Seats
DL	ATL	AVL	164	47	3,238	52	3,090	(5)	148	(9.6%)	4.8%
DL	AVL	ATL	164	47	3,253	52	3,090	(5)	163	(9.6%)	5.3%
DL	AVL	DTW	470	6	300	7	350	(1)	(50)	(14.3%)	(14.3%)
DL	AVL	LGA	599	0	0	7	350	(7)	(350)	(100.0%)	(100.0%)
DL	DTW	AVL	470	6	300	7	350	(1)	(50)	(14.3%)	(14.3%)
DL	LGA	AVL	599	0	0	7	350	(7)	(350)	(100.0%)	(100.0%)
G4	AVL	FLL	660	2	332	2	332	0	0	0.0%	0.0%
G4	AVL	PGD	588	2	332	0	0	2	332		
G4	AVL	PIE	518	4	708	0	0	4	708		
G4	AVL	SFB	465	2	332	2	332	0	0	0.0%	0.0%
G4	FLL	AVL	660	2	332	2	332	0	0	0.0%	0.0%
G4	PGD	AVL	588	2	332	0	0	2	332		
G4	PIE	AVL	518	4	708	0	0	4	708		
G4	SFB	AVL	465	2	332	2	332	0	0	0.0%	0.0%
UA	AVL	EWR	583	0	0	7	350	(7)	(350)	(100.0%)	(100.0%)
UA	AVL	ORD	536	14	700	14	700	0	0	0.0%	0.0%
UA	EWR	AVL	583	0	0	7	350	(7)	(350)	(100.0%)	(100.0%)
UA	ORD	AVL	536	14	700	14	700	0	0	0.0%	0.0%
US	AVL	CLT	92	53	2,991	63	3,477	(10)	(486)	(15.9%)	(14.0%)
US	CLT	AVL	92	53	2,991	63	3,477	(10)	(486)	(15.9%)	(14.0%)
TOTAL				260	17,881	308	17,962	(48)	(81)	(15.6%)	(0.5%)



MEMORANDUM

TO: Members of the Airport Authority
FROM: Vickie Thomas, Director of Finance & Accounting
DATE: March 7, 2014

ITEM DESCRIPTION – Information Section Item B

Asheville Regional Airport – Explanation of Extraordinary Variances
Month of January, 2014 (Month 7 of FY2014)

SUMMARY

Operating Revenues for the month of January were \$673,211, 8.47% over budget. Operating Expenses for the month were \$596,626, 6.92% under budget. As a result, Net Operating Revenues before Depreciation were \$96,913 over budget. Net Non-Operating Revenues were \$123,682, 13.16% over budget.

Year-to-date Operating Revenues were \$5,206,663, 8.80% over budget. Year-to-date Operating Expenses were \$3,896,120, 12.91% below budget. Year-to-date Net Operating Revenues before Depreciation were \$998,722 over budget. Net Non-Operating Revenues for the year were \$1,426,263, 26.67% over budget.

REVENUES

Significant variations to budget for January were:

Auto Parking	\$42,548	25.10%	Enplanements over budget.
Customer Facility Charges	\$20,417	42.54%	Enplanements over budget & CFCs budgeted conservatively.

EXPENSES

Significant variations to budget for January were:

Personnel Services	(\$59,193)	(15.31%)	8.5 FTE vacant positions & \$10k medical premium refund for FY10 for County Risk Pool dissolution.
Professional Services	(\$12,435)	(39.74%)	Timing of Professional Services spending.
Operating Supplies	\$24,190	91.48%	Timing of deicing chemical purchase.

Information Section – Item B



STATEMENT OF NET ASSETS

Significant variations to prior month were:

Construction in Progress – Construction in Progress increased by \$598k mainly due to spending on the Airfield Redevelopment and the ARFF Facility projects.

Property and Equipment, Net – Property and Equipment, Net decreased by \$398k of current month's depreciation.

**ASHEVILLE REGIONAL AIRPORT
INVESTMENT AND INTEREST INCOME SUMMARY
As of January 31, 2014**

<u>Institution:</u>	<u>Interest Rate</u>	<u>Investment Amount</u>	<u>Monthly Interest</u>
Bank of America - Operating Account	0.20%	\$ 6,077,716	1,080
First Citizens - Money Market Account	0.07%	6,382,208	380
NC Capital Management Trust - Cash Portfolio		17,171	0
NC Capital Management Trust - Term Portfolio		3,009,220	277
Petty Cash		200	
 <u>Restricted Cash:</u>			
Wells Fargo - CFC Revenue Account	0.00%	405,239	0
Bank of America - PFC Revenue Account	0.20%	1,392,329	235
 Total		 <u>\$ 17,284,083</u>	 <u>\$ 1,972</u>

Investment Diversification:

Banks	82%
NC Capital Management Trust	18%
Commercial Paper	0%
Federal Agencies	0%
US Treasuries	0%
	<u>100%</u>

ASHEVILLE REGIONAL AIRPORT
STATEMENT OF CHANGES IN FINANCIAL POSITION
For the Month Ended January 31, 2014

	<u>Current Month</u>	<u>Prior Period</u>
Cash and Investments Beginning of Period	\$ 17,437,628	\$ 17,343,077
Net Income/(Loss) Before Capital Contributions	(197,979)	(33,552)
Depreciation	398,246	398,246
Decrease/(Increase) in Receivables	(105,455)	(224,227)
Increase/(Decrease) in Payables	194,429	157,901
Decrease/(Increase) in Prepaid Expenses	17,734	17,734
Decrease/(Increase) in Fixed Assets	(598,154)	(538,647)
Principal Payments of Bond Maturities	(40,865)	(40,669)
Capital Contributions	178,499	357,765
Increase(Decrease) in Cash	(153,545)	94,551
Cash and Investments End of Period	\$ 17,284,083	\$ 17,437,628

Asheville Regional Airport
Detailed Statement of Revenue, Expenses and Changes in Net Assets

For the Month Ending January 31, 2014

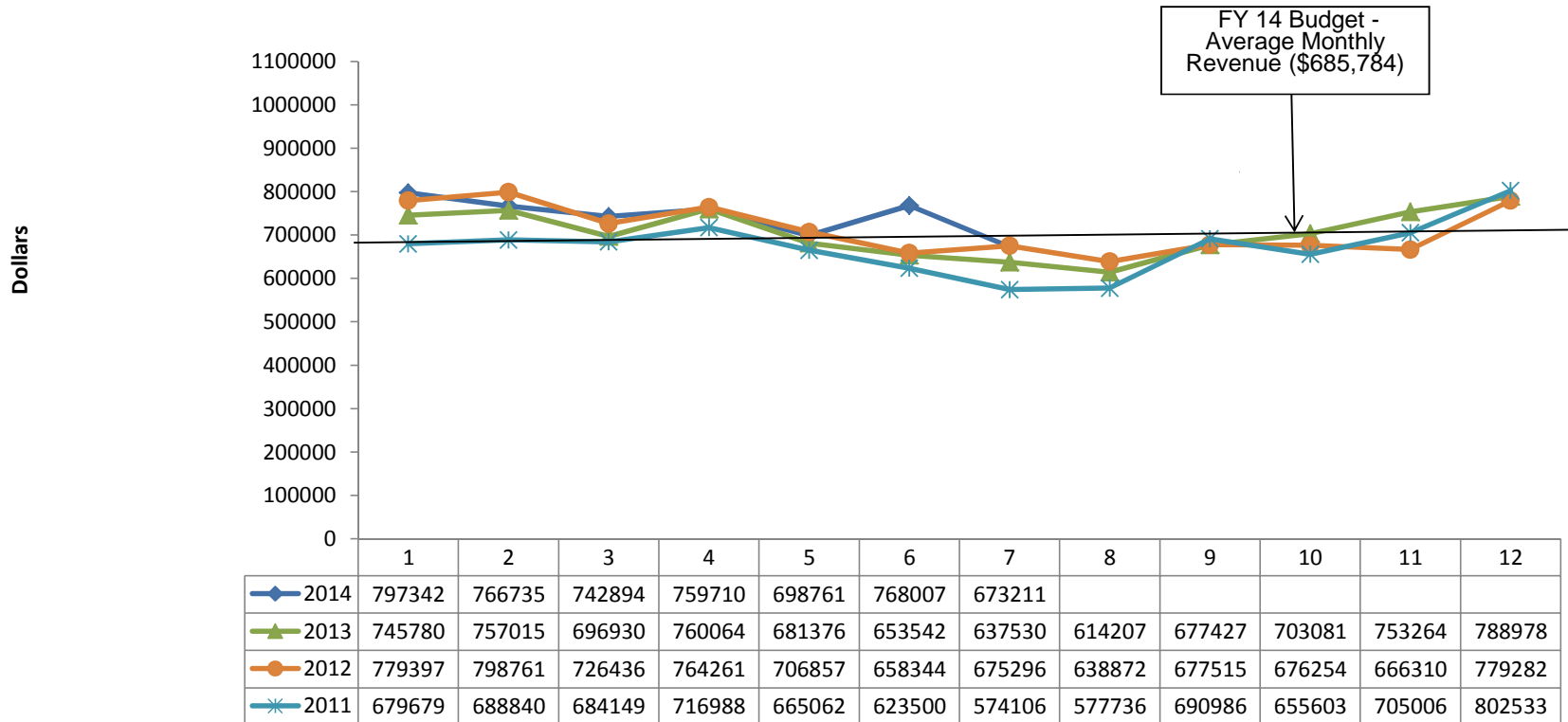
	<u>Current Month Actual</u>	<u>Current Month Budget</u>	<u>Variance \$</u>	<u>Variance %</u>	<u>YTD Actual</u>	<u>YTD Budget</u>	<u>Variance \$</u>	<u>Variance %</u>	<u>Annual Budget</u>
Operating Revenue:									
Terminal Space Rentals - Non Airline	\$17,861	\$17,861	\$0	0.00%	\$124,106	\$124,107	(\$1)	(0.00%)	\$213,411
Terminal Space Rentals - Airline	86,892	82,501	4,391	5.32%	762,207	734,877	27,330	3.72%	1,240,000
Concessions	18,086	15,315	2,771	18.09%	133,754	124,205	9,549	7.69%	249,915
Auto Parking	212,048	169,500	42,548	25.10%	1,648,108	1,376,500	271,608	19.73%	2,371,000
Rental Car - Car Rentals	112,219	113,882	(1,663)	(1.46%)	796,180	804,100	(7,920)	(0.98%)	1,373,510
Rental Car - Facility Rent	47,990	47,901	89	0.19%	342,531	344,846	(2,315)	(0.67%)	592,179
Commercial Ground Transportation	9,385	9,000	385	4.28%	19,503	15,600	3,903	25.02%	36,900
Landing Fees	42,197	41,667	530	1.27%	401,997	312,669	89,328	28.57%	548,000
FBO'S	78,009	77,629	380	0.49%	563,746	565,303	(1,557)	(0.28%)	966,739
Building Leases	11,613	11,479	134	1.17%	81,255	80,353	902	1.12%	137,751
Land Leases	2,070	2,099	(29)	(1.38%)	14,748	14,693	55	0.37%	25,208
Other Leases/Fees	34,841	31,822	3,019	9.49%	318,528	288,164	30,364	10.54%	474,800
Total Operating Revenue	\$673,211	\$620,656	\$52,555	8.47%	\$5,206,663	\$4,785,417	\$421,246	8.80%	\$8,229,413
Operating Expenses:									
Personnel Services	\$327,384	\$386,577	(\$59,193)	(15.31%)	\$2,318,330	\$2,538,185	(\$219,855)	(8.66%)	\$4,547,573
Professional Services	18,859	31,294	(12,435)	(39.74%)	84,445	124,558	(40,113)	(32.20%)	232,178
Accounting & Auditing	0	0	-	0.00%	6,200	6,200	-	0.00%	15,000
Other Contractual Services	66,651	57,802	8,849	15.31%	388,338	389,163	(825)	(0.21%)	646,888
Travel & Training	9,074	14,405	(5,331)	(37.01%)	54,458	76,370	(21,912)	(28.69%)	159,035
Communications & Freight	5,544	6,694	(1,150)	(17.18%)	39,492	46,858	(7,366)	(15.72%)	80,323
Utility Services	34,133	38,578	(4,445)	(11.52%)	238,805	248,659	(9,854)	(3.96%)	432,015
Rentals & Leases	941	1,026	(85)	(8.28%)	6,942	7,182	(240)	(3.34%)	12,316
Insurance	15,678	19,125	(3,447)	(18.02%)	111,885	133,875	(21,990)	(16.43%)	229,500
Repairs & Maintenance	20,422	26,185	(5,763)	(22.01%)	126,923	204,795	(77,872)	(38.02%)	339,682
Advertising, Printing & Binding	1,441	2,904	(1,463)	(50.38%)	78,281	94,488	(16,207)	(17.15%)	207,800
Promotional Activities	14,521	5,750	8,771	152.54%	65,974	78,225	(12,251)	(15.66%)	109,725
Other Current Charges & Obligations	5,725	6,332	(607)	(9.59%)	46,537	48,774	(2,237)	(4.59%)	80,000
Office Supplies	497	1,000	(503)	(50.30%)	3,265	7,000	(3,735)	(53.36%)	12,000
Operating Supplies	50,633	26,443	24,190	91.48%	151,176	207,460	(56,284)	(27.13%)	297,777
Books, Publications, Subscriptions & Meml	12,123	3,869	8,254	213.34%	21,686	34,972	(13,286)	(37.99%)	43,782
Contingency	0	0	-	0.00%	0	15,582	(15,582)	(100.00%)	23,007
Emergency Repair	0	9,000	(9,000)	(100.00%)	0	45,000	(45,000)	(100.00%)	90,000
Business Development	13,000	4,000	9,000	225.00%	153,383	166,250	(12,867)	(7.74%)	406,000
Total Operating Expenses	\$596,626	\$640,984	(\$44,358)	(6.92%)	\$3,896,120	\$4,473,596	(\$577,476)	(12.91%)	\$7,964,601

Operating Revenue before Depreciation	\$76,585	(\$20,328)	\$96,913	(476.75%)	\$1,310,543	\$311,821	\$998,722	320.29%	\$264,812
Depreciation	<u>398,246</u>	<u>-</u>	<u>398,246</u>	<u>100.00%</u>	<u>2,787,722</u>	<u>-</u>	<u>2,787,722</u>	<u>100.00%</u>	<u>-</u>
Operating Income(Loss) Before Non-Operating Revenue and Expenses	(\$321,661)	(\$20,328)	(\$301,333)	1,482.35%	(\$1,477,179)	\$311,821	(\$1,789,000)	(573.73%)	\$264,812
Non-Operating Revenue and Expense									
Customer Facility Charges	\$68,417	\$48,000	\$20,417	42.54%	\$709,261	\$535,000	\$174,261	32.57%	\$ 900,000
Passenger Facility Charges	64,663	71,000	(6,337)	(8.93%)	786,213	663,000	123,213	18.58%	1,150,000
Interest Revenue	1,972	1,666	306	18.37%	14,469	11,662	2,807	24.07%	20,000
Interest Expense	(11,370)	(11,370)	-	0.00%	(83,680)	(83,678)	(2)	0.00%	(137,554)
Reimbursable Cost Revenues	10,890	29,166	(18,276)	(62.66%)	75,107	204,162	(129,055)	(63.21%)	350,000
Reimbursable Cost Expenses	(10,890)	(29,166)	18,276	(62.66%)	(75,107)	(204,162)	129,055	(63.21%)	(350,000)
Gain/Loss on Disposal of Assets	<u>0</u>	<u>0</u>	<u>-</u>	<u>0.00%</u>	<u>0</u>	<u>0</u>	<u>-</u>	<u>0.00%</u>	
Non-Operating Revenue-Net	\$123,682	\$109,296	\$14,386	13.16%	\$1,426,263	\$1,125,984	\$300,279	26.67%	\$1,932,446
Income (Loss) Before Capital Contributions	<u>(\$197,979)</u>	<u>\$88,968</u>	<u>(\$286,947)</u>	<u>(322.53%)</u>	<u>(\$50,916)</u>	<u>\$1,437,805</u>	<u>(\$1,488,721)</u>	<u>(103.54%)</u>	<u>\$2,197,258</u>
Capital Contributions	<u>\$178,499</u>	<u>\$0</u>	<u>\$178,499</u>	<u>100.00%</u>	<u>\$2,751,884</u>	<u>\$0</u>	<u>\$2,751,884</u>	<u>100.00%</u>	<u>\$0</u>
Increase in Net Assets	<u><u>(\$19,480)</u></u>	<u><u>\$88,968</u></u>	<u><u>(\$108,448)</u></u>	<u><u>(121.90%)</u></u>	<u><u>\$2,700,968</u></u>	<u><u>\$1,437,805</u></u>	<u><u>\$1,263,163</u></u>	<u><u>87.85%</u></u>	<u><u>\$2,197,258</u></u>

ASHEVILLE REGIONAL AIRPORT
STATEMENT OF FINANCIAL POSITION
As of January 31, 2014

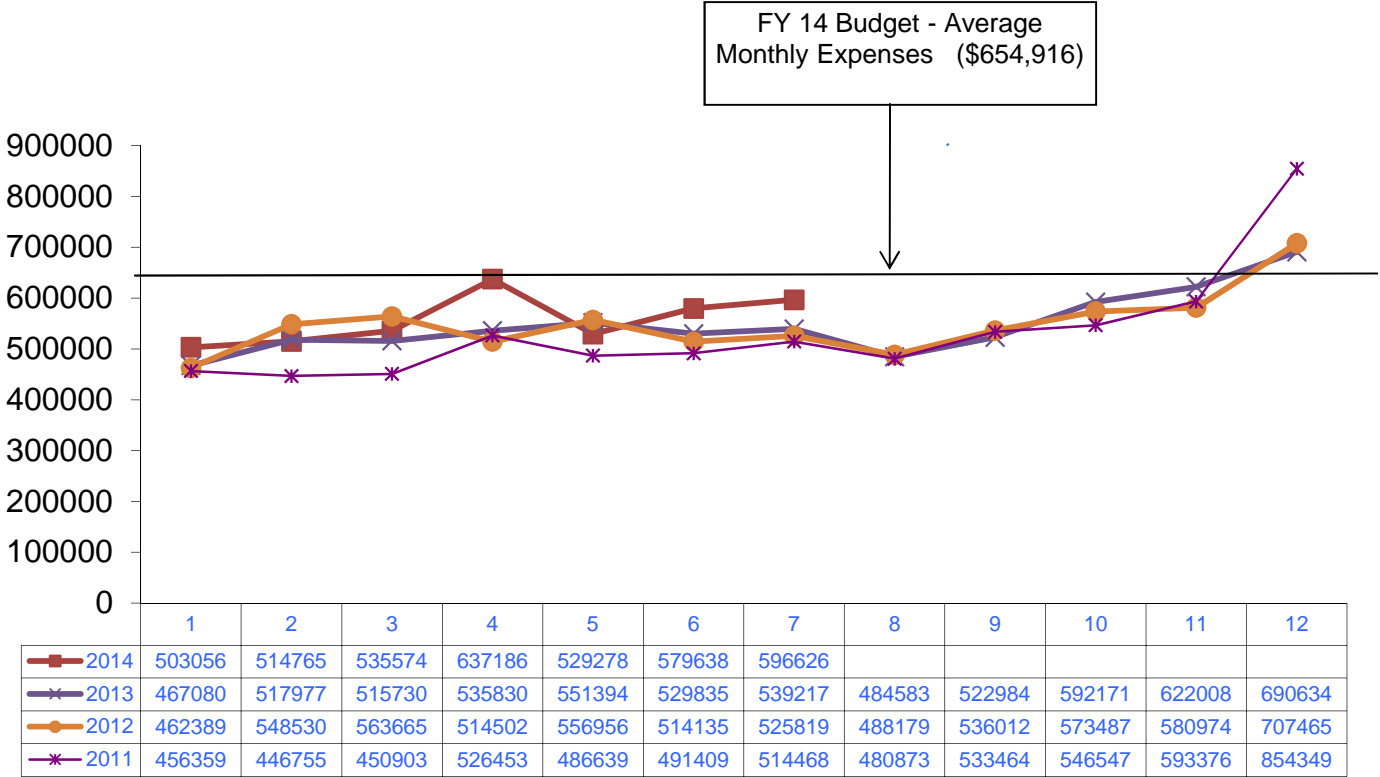
	Current Month	Last Month
<u>ASSETS</u>		
Current Assets:		
Unrestricted Net Assets:		
Cash and Cash Equivalents	\$15,486,515	\$15,773,362
Accounts Receivable	401,970	491,483
Passenger Facility Charges Receivable	181,000	181,000
Refundable Sales Tax Receivable	155,596	139,126
Grants Receivable	2,186,697	2,008,198
Prepaid Expenses	87,790	105,524
Total Unrestricted Assets	18,499,568	18,698,693
Restricted Assets:		
Cash and Cash Equivalents	1,797,568	1,664,266
Total Restricted Assets	1,797,568	1,664,266
 Total Current Assets	 20,297,136	 20,362,959
Noncurrent Assets:		
Construction in Progress	5,591,149	4,992,995
Property and Equipment - Net	60,263,809	60,662,055
Total Noncurrent Assets	65,854,958	65,655,050
	\$86,152,094	\$86,018,009
<u>LIABILITIES AND NET ASSETS</u>		
Current Liabilities:		
Payable from Unrestricted Assets:		
Accounts Payable & Accrued Liabilities	\$1,051,856	\$843,890
Customer Deposits	1,675	1,675
Unearned Revenue	268,718	282,257
Construction Contract Retainages	0	0
Revenue Bond Payable - Current	506,035	503,605
Total Payable from Unrestricted Assets	1,828,284	1,631,427
 Total Current Liabilities	 1,828,284	 1,631,427
Noncurrent Liabilities:		
Other Postemployment Benefits	852,101	852,101
Compensated Absences	379,579	379,579
Net Pension Obligation-LEO Special Separation Allowance	(37,547)	(37,547)
Revenue Bond Payable - Noncurrent	1,809,624	1,852,919
Total Noncurrent Liabilities	3,003,757	3,047,052
 Total Liabilities	 4,832,041	 4,678,479
Net Assets:		
Invested in Capital Assets	63,539,299	63,298,526
Restricted	1,797,568	1,664,266
Unrestricted	15,983,186	16,376,738
Total Net Assets	81,320,053	81,339,530
	\$86,152,094	\$86,018,009

ASHEVILLE REGIONAL AIRPORT Annual Operating Revenue by Month January 2014



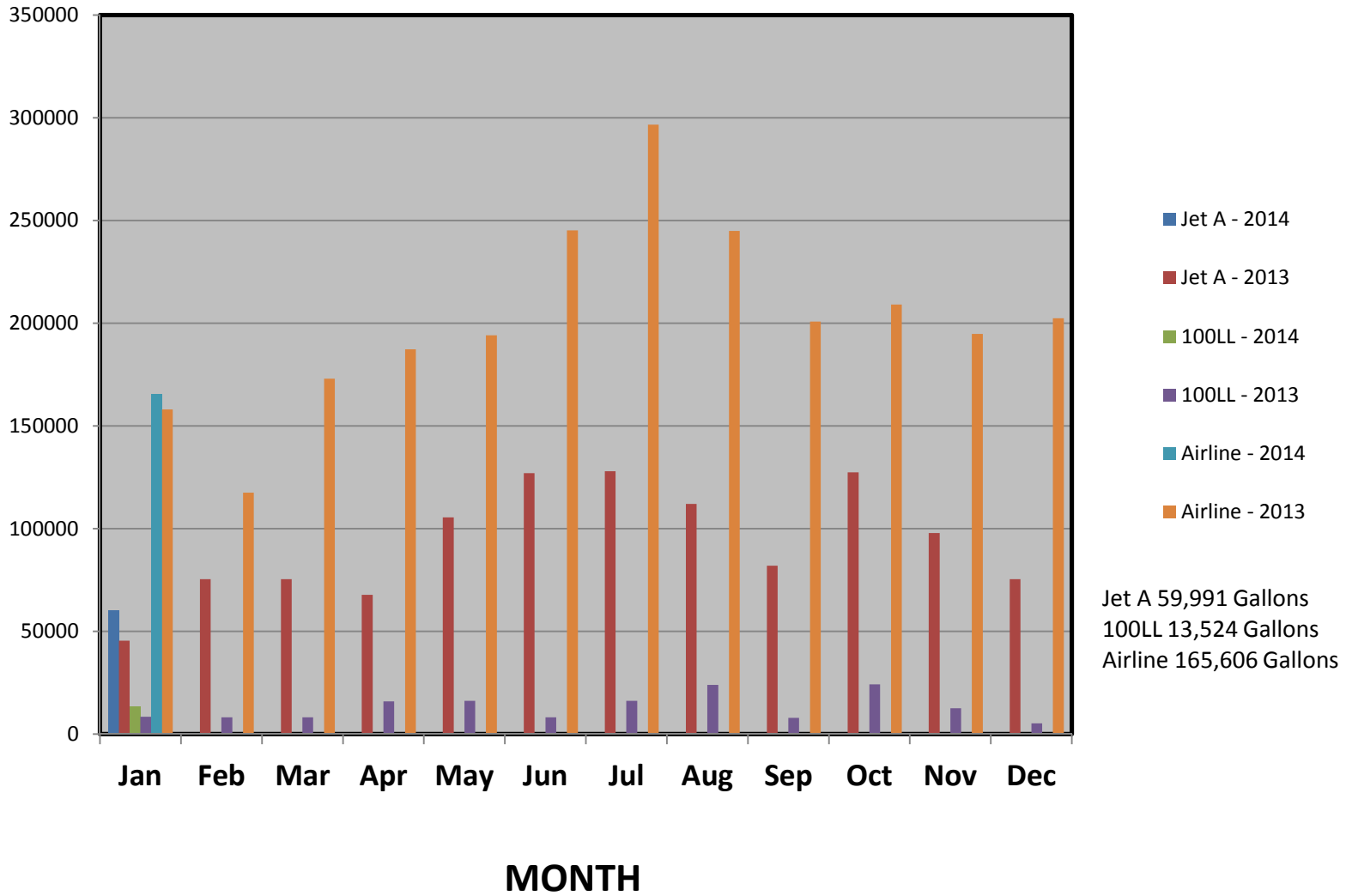
ASHEVILLE REGIONAL AIRPORT Annual Operating Expenses by Month January 2014

Dollars



**ASHEVILLE REGIONAL AIRPORT
FUEL SALES - GALLONS
January 2014**

**G
A
L
L
O
N
S**



Planning Phase														
Project Number	Project Name	Project Description	Professional Services Consultant	Professional Services Contract	General Contractor	Original Construction Contract	Change Orders (thru 3/01/2014)	Percent of Original Contract	Board Approved Project Cost	Percent Complete	Expensed to Date (thru 3/01/2014)	Start Date	End Date	Current Project Status (as of 3/01/2014)
Design Phase														
Project Number	Project Name	Project Description	Professional Services Consultant	Professional Services Contract	General Contractor	Original Construction Contract	Change Orders (thru 3/01/2014)	Percent of Original Contract	Board Approved Project Cost	Percent Complete	Expensed to Date (thru 3/01/2014)	Start Date	End Date	Current Project Status (as of 3/01/2014)
1	Airfield Re-Development Project	Budget for the complete project							\$64,000,000.00		\$1,841,072.32			All Engineer contracts and expenses will be inclusive of budget.
1A	Airfield Re-Development Project	Phase I - Design Services	RS&H	\$447,983.00	N/A	N/A	\$0.00	0.00%	<i>(Overall total included in above number)</i>	69%	\$310,381.01	Dec-12	Mar-14	FAA has reviewed and approved two of the four MOS documents. Project continues to move towards completing design and bid documents.
1B	Airfield Re-Development Project	Phase II - Design Services and Project Management.	RS&H	\$1,842,318.00	N/A	N/A	\$0.00	0.00%	<i>(Overall total included in above number)</i>	9.7%	\$179,005.33	Jun-13	Dec-15	Project Management work continues to establish bid documents.
1C	Airfield Re-Development Project	Temporary Runway/Taxiway Design	AVCON	\$1,837,826.00	N/A	N/A	\$0.00	0.00%	<i>(Overall total included in above number)</i>	44.0%	\$810,407.19	Mar-13	Mar-14	100% Ph-I plans for site preparation are being finalized. 30% Ph-II plans are in review for the temporary runway.
1D	Airfield Re-Development Project	New Runway Design	Michael Baker Engineering Inc.	\$2,299,934.00	N/A	N/A	\$0.00	0.00%	<i>(Overall total included in above number)</i>	12.4%	\$286,853.95	Mar-13	Mar-14	30% plans turned in for review by Project Manager.
1E	Airfield Re-Development Project	Miscellaneous and Administrative Expenses			N/A	N/A	\$0.00	0.00%	<i>(Overall total included in above number)</i>		\$259,754.66	Jan-13	Dec-17	Misc. and Administrative expenses outside of the Engineers contracts
Construction Phase														
Project Number	Project Name	Project Description	Professional Services Consultant	Professional Services Contract	General Contractor	Original Construction Contract	Change Orders (thru 3/01/2014)	Percent of Original Contract	Board Approved Project Cost	Percent Complete	Expensed to Date (thru 3/01/2014)	Start Date	End Date	Current Project Status (as of 3/01/2014)
1	Westside Phase 2	Construction for the Westside Project to level land utilizing engineered ash to fill and top with soil embankment/cap for future development.	AVCON	\$349,732.00	Charah	N/A	\$0.00	0.00%	\$349,732.00* <i>(project expenses are being reimbursed by Charah through a separate agreement)</i>	71%	\$249,436.43	Feb-11	Jul-15	Ash fill is nearing completion for remaining subcells. Work continues as weather permits.
2	Westside Area 3	North section on West of the Airfield needs to be developed to accommodate new temporary runway.	AVCON	\$278,060.00	Charah	N/A	\$0.00	0.00%	\$278,060 * <i>(project expenses are being reimbursed by Charah through a separate agreement)</i>	30.5%	\$85,629.60	Mar-13	Jul-15	Area 3 ash placement will start this month, weather permitting.
3	ARFF Facility Construction	Design, Project Management and Construction of a new Aircraft Rescue Fire Fighting Building.	LPA/BAKER	\$541,409.00	Goforth Builders Inc.	\$4,122,500.00	\$124,422.50	3.01%	\$543,409.00 (Design) & \$4,534,750.00 (Construction)	50.7%	\$2,428,562.98	Jun-13	Jul-14	Custom roof panels continue to be installed; electrical, drywall, and mechanical work continues, exterior stone work continues weather permitting.

Amounts are based on invoices received and processed through Development.